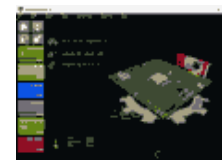


CPU Benchmarks

Over 800,000 CPUs Benchmarked



----Select A Page ----



How does your CPU compare?
Add your CPU to our benchmark chart with **PerformanceTest V8!**

CPU List

Below is an alphabetical list of all CPU types that appear in the charts. Clicking on a specific processor name will take you to the chart it appears in and will highlight it for you.

Refurbished IT hardware
We are your reliable partner for high quality IT brand products

Single CPU Systems Last Updated: 28th of July 2017

Reset Filters Enable Pagination

CPU Name	Price ¹	CPU Mark	CPU Value ²	Single Thread Mark	Single Thread Value ³	TDP (W)	Power Perf. ⁴	Test Date ⁵	Socket	Category
<input type="text"/>									<input type="text"/>	<input type="text"/>
686 Gen	NA	288	NA	NA	NA	NA	NA	Feb 2009	NA	Unknown
AMD A10 Micro-6700T APU	NA	1787	NA	738	NA	5	357	May 2015	FT3b	Laptop
AMD A10 PRO-7350B APU	NA	3267	NA	1052	NA	19	171	Jun 2014	FP3	
AMD A10 PRO-7800B APU	NA	5409	NA	1609	NA	65	83	Oct 2014	FM2+	

**July Special
20% OFF
TestLog**

CPU Name	Price ¹	CPU Mark	CPU Value ²	Single Thread Mark	Single Thread Value ³	TDP (W)	Power Perf. ⁴	Test Date ⁵	Socket	Category
AMD A10 PRO-7850B APU	NA	5614	NA	1506	NA	95	59	Nov 2014	FM2+	Desktop
AMD A10-4600M APU	NA	3110	NA	1003	NA	35	88	Apr 2012	FS1r2	Laptop
AMD A10-4655M APU	NA	2580	NA	850	NA	25	103	Jul 2012	FP2	Laptop
AMD A10-4657M APU	NA	2906	NA	887	NA	35	83	May 2013	FP2	Laptop
AMD A10-5700 APU	\$375.29	4200	11.19	1358	3.62	65	64	Jun 2012	FM2	Desktop
AMD A10-5745M APU	NA	2768	NA	923	NA	25	110	Jul 2013	FP2	Laptop
AMD A10-5750M APU	NA	3342	NA	1112	NA	35	95	May 2013	FS1r2	Laptop
AMD A10-5757M APU	NA	3091	NA	1072	NA	35	88	Jul 2013	FP2	Laptop
AMD A10-5800B APU	NA	4572	NA	1526	NA	100	45	Jul 2013	FM2	Desktop
AMD A10-5800K APU	\$155.99	4636	29.72	1459	9.36	100	46	Oct 2012	FM2	Desktop
AMD A10-6700 APU	\$149.99*	4594	30.63	1520	10.14	65	70	Jun 2013	FM2	Desktop
AMD A10-6700T APU	\$260.78*	3702	14.20	1192	4.57	45	82	Jun 2014	FM2	Desktop
AMD A10-6790K APU	\$266.29	4675	17.56	1475	5.54	100	46	Dec 2013	FM2	Desktop
AMD A10-6800B APU	NA	4990	NA	1630	NA	100	49	Feb 2014	FM2	Desktop
AMD A10-6800K APU	\$109.99*	4893	44.49	1541	14.02	100	48	Jun 2013	FM2	Desktop
AMD A10-7300 APU	NA	2933	NA	977	NA	19	154	Jul 2014	FP3	Laptop
AMD A10-7400P	NA	3660	NA	1125	NA	35	104	Dec 2014	FP3	Laptop
AMD A10-7700K APU	\$118.99	5154	43.32	1494	12.56	95	54	Jan 2014	FM2+	Desktop
AMD A10-7800 APU	\$104.99*	5051	48.12	1537	14.64	65	77	Jun 2014	FM2+	Desktop
AMD A10-7850K APU	\$148.99	5498	36.91	1570	10.54	95	57	Jan 2014	FM2+	Desktop
AMD A10-7860K	\$99.99	5139	51.40	1580	15.81	65	79	Mar 2016	FM2+	Desktop
AMD A10-7870K	\$130.85	5497	42.01	1547	11.83	95	57	Jun 2015	FM2+	Desktop

July Special
20% OFF
TestLog

CPU Name	Price ¹	CPU Mark	CPU Value ²	Single Thread Mark	Single Thread Value ³	TDP (W)	Power Perf. ⁴	Test Date ⁵	Socket	Category
<input type="text"/>									<input type="text"/>	<input type="text"/>
<input type="checkbox"/> AMD A10-7890K	\$129.99	5748	44.22	1711	13.17	95	60	Apr 2016	FM2+	Desktop
<input type="checkbox"/> AMD A10-8700P	NA	3464	NA	1212	NA	35	98	Jul 2015	FP4	Laptop
<input type="checkbox"/> AMD A10-8750	NA	5177	NA	1637	NA	65	79	Sep 2015	FM2+	Desktop
<input type="checkbox"/> AMD A10-8850	NA	5613	NA	1736	NA	NA	NA	May 2016	NA	Desktop
<input type="checkbox"/> AMD A10-9600P	NA	3852	NA	1369	NA	15	256	Jun 2016	FP4	Laptop
<input type="checkbox"/> AMD A10-9630P	NA	4269	NA	1392	NA	35	121	Aug 2016	FP4	Laptop
<input type="checkbox"/> AMD A10-9700	NA	5605	NA	1769	NA	65	86	Dec 2016	AM4	Desktop
<input type="checkbox"/> AMD A12-9700P	NA	3847	NA	1352	NA	15	256	Aug 2016	FP4	Laptop
<input type="checkbox"/> AMD A12-9720P	NA	3532	NA	1398	NA	NA	NA	Jul 2017	FP4	Laptop
<input type="checkbox"/> AMD A12-9730P	NA	4556	NA	1651	NA	35	130	Jul 2017	FP4	Laptop
<input type="checkbox"/> AMD A12-9800	NA	5704	NA	1856	NA	65	87	Oct 2016	AM4	Desktop
<input type="checkbox"/> AMD A4 Micro-6400T APU	NA	1544	NA	585	NA	4.5	343	Nov 2014	FT3b	Laptop
<input type="checkbox"/> AMD A4 PRO-3340B	NA	2466	NA	876	NA	25	98	Nov 2015	BGA769 (FT3)	Laptop
<input type="checkbox"/> AMD A4 PRO-7300B APU	NA	2342	NA	1445	NA	65	36	Dec 2014	NA	Desktop
<input type="checkbox"/> AMD A4 PRO-7350B	NA	2794	NA	1386	NA	65	42	Dec 2014	FM2+	Desktop
<input type="checkbox"/> AMD A4-1200 APU	NA	635	NA	370	NA	3.9	162	Oct 2013	FT3	Laptop
<input type="checkbox"/> AMD A4-1250 APU	NA	610	NA	357	NA	8	76	Jul 2013	FT3	Laptop
<input type="checkbox"/> AMD A4-3300 APU	\$21.11	1508	71.48	841	39.87	65	23	Nov 2011	FM1	Desktop
<input type="checkbox"/> AMD A4-3300M APU	\$29.99*	1189	39.67	627	20.91	65	18	Jul 2011	FM1	Laptop
<input type="checkbox"/> AMD A4-3305M APU	\$30.00*	1221	40.70	677	22.58	35	34	Feb 2012	FS1	Laptop
<input type="checkbox"/> AMD A4-3310MX APU	NA	1317	NA	709	NA	45	29	Oct 2011	FS1	
<input type="checkbox"/> AMD A4-3320M APU	\$31.00*	1247	40.24	654	21.13	35	35	Mar 2012	FS1	

July Special
20% OFF
TestLog

CPU Name	Price ¹	CPU Mark	CPU Value ²	Single Thread Mark	Single Thread Value ³	TDP (W)	Power Perf. ⁴	Test Date ⁵	Socket	Category
<input type="checkbox"/> AMD A4-3330MX APU	NA	1217	NA	677	NA	45	27	Mar 2013	FS1 uPGA	Laptop
<input type="checkbox"/> AMD A4-3400 APU	\$87.95	1595	18.14	903	10.27	65	24	Sep 2011	FM1	Desktop
<input type="checkbox"/> AMD A4-3420 APU	NA	1676	NA	928	NA	65	25	Jan 2012	FM1	Desktop
<input type="checkbox"/> AMD A4-4000 APU	\$43.00	1809	42.08	1122	26.12	65	27	May 2013	FM2	Desktop
<input type="checkbox"/> AMD A4-4020 APU	\$58.63*	1835	31.30	1156	19.73	65	28	Jul 2014	FM2	Desktop
<input type="checkbox"/> AMD A4-4300M APU	\$39.86	1677	42.09	1035	25.97	35	47	May 2012	FS1	Laptop
<input type="checkbox"/> AMD A4-4355M APU	NA	1161	NA	688	NA	17	68	Dec 2012	FP2	Laptop
<input type="checkbox"/> AMD A4-5000 APU	NA	1898	NA	585	NA	15	126	Aug 2013	FT3	Laptop
<input type="checkbox"/> AMD A4-5050 APU	NA	2094	NA	621	NA	13.5	155	May 2017	FT3	Laptop
<input type="checkbox"/> AMD A4-5100 APU	NA	2067	NA	620	NA	15	137	Jul 2015	FT3	Laptop
<input type="checkbox"/> AMD A4-5150M APU	NA	1860	NA	1117	NA	35	53	Jul 2013	FS1r2	Laptop
<input type="checkbox"/> AMD A4-5300 APU	\$42.04	1999	47.57	1252	29.79	65	30	Oct 2012	FM2	Desktop
<input type="checkbox"/> AMD A4-5300B APU	\$38.00*	2047	53.88	1290	33.97	65	31	Dec 2012	FM2	Desktop
<input type="checkbox"/> AMD A4-6210 APU	NA	2143	NA	693	NA	15	142	Jul 2014	FT3b	Laptop
<input type="checkbox"/> AMD A4-6250J APU	NA	2552	NA	792	NA	25	102	Dec 2014	NA	Unknown
<input type="checkbox"/> AMD A4-6300 APU	\$38.36	2224	57.99	1366	35.61	65	34	Nov 2013	FM2	Desktop
<input type="checkbox"/> AMD A4-6300B APU	\$100.00*	2098	20.98	1396	13.97	65	32	Dec 2013	NA	Desktop
<input type="checkbox"/> AMD A4-6320 APU	\$49.92	2322	46.53	1427	28.59	65	35	Apr 2014	FM2	Desktop
<input type="checkbox"/> AMD A4-7210 APU	NA	2499	NA	835	NA	25	99	Jul 2015	BGA	Laptop
<input type="checkbox"/> AMD A4-7300 APU	\$31.49	2256	71.67	1376	43.72	65	34	Sep 2014	FM2	Desktop
<input type="checkbox"/> AMD A6 Micro-6500T APU	NA	1834	NA	699	NA	NA	NA	Jan 2016	NA	
<input type="checkbox"/> AMD A6 PRO-7050B APU	NA	1549	NA	829	NA	17	91	Sep 2014	FP3	

July Special
20% OFF
TestLog

CPU Name	Price ¹	CPU Mark	CPU Value ²	Single Thread Mark	Single Thread Value ³	TDP (W)	Power Perf. ⁴	Test Date ⁵	Socket	Category
<input type="checkbox"/> AMD A6 PRO-7400B	NA	2697	NA	1594	NA	65	41	Dec 2014	FM2+	Desktop
<input type="checkbox"/> AMD A6-1450 APU	NA	1526	NA	503	NA	8	190	May 2013	FT3	Laptop
<input type="checkbox"/> AMD A6-3400M APU	\$34.96*	1902	54.41	539	15.44	35	54	Jun 2011	FS1	Laptop
<input type="checkbox"/> AMD A6-3410MX APU	\$29.99*	2073	69.14	591	19.71	45	46	Jul 2011	FS1	Laptop
<input type="checkbox"/> AMD A6-3420M APU	NA	2020	NA	593	NA	35	57	Jan 2012	FS1	Laptop
<input type="checkbox"/> AMD A6-3430MX APU	NA	2224	NA	652	NA	45	49	Feb 2012	FS1	Laptop
<input type="checkbox"/> AMD A6-3500 APU	\$39.99*	2006	50.19	747	18.70	65	30	Sep 2011	FM1	Desktop
<input type="checkbox"/> AMD A6-3600 APU	\$149.99	2712	18.09	758	5.05	65	41	Nov 2011	FM1	Desktop
<input type="checkbox"/> AMD A6-3620 APU	\$59.99*	2825	47.10	789	13.16	65	43	Feb 2012	FM1	Desktop
<input type="checkbox"/> AMD A6-3650 APU	\$79.50*	3169	39.87	902	11.36	100	31	Jul 2011	FM1	Desktop
<input type="checkbox"/> AMD A6-3670 APU	\$201.49	3208	15.93	938	4.66	100	32	Jan 2012	FM1	Desktop
<input type="checkbox"/> AMD A6-4400M APU	\$39.86*	1626	40.81	992	24.90	35	46	Apr 2012	FS1r2	Laptop
<input type="checkbox"/> AMD A6-4455M APU	NA	1277	NA	761	NA	17	75	Jul 2012	FP2	Laptop
<input type="checkbox"/> AMD A6-5200 APU	NA	2403	NA	777	NA	25	96	Jul 2013	FT3	Laptop
<input type="checkbox"/> AMD A6-5345M APU	NA	1481	NA	868	NA	17	87	Apr 2014	FP2	Laptop
<input type="checkbox"/> AMD A6-5350M APU	\$59.95*	1899	31.69	1154	19.25	35	54	Jul 2013	FS1r2	Laptop
<input type="checkbox"/> AMD A6-5357M APU	NA	1888	NA	1122	NA	35	53	Oct 2013	FP2	Laptop
<input type="checkbox"/> AMD A6-5400B APU	\$105.04*	2178	20.74	1320	12.57	65	33	Nov 2013	FM2	Desktop
<input type="checkbox"/> AMD A6-5400K APU	\$41.45	2139	51.61	1309	31.60	65	32	Oct 2012	FM2	Desktop
<input type="checkbox"/> AMD A6-6310 APU	NA	2414	NA	840	NA	15	160	Jul 2014	FT3	Laptop
<input type="checkbox"/> AMD A6-6400B APU	NA	2281	NA	1386	NA	65	35	Feb 2014	FM2	
<input type="checkbox"/> AMD A6-6400K APU	\$53.50	2291	42.84	1404	26.25	65	35	Jul 2013	FM2	

July Special
20% OFF
TestLog

CPU Name	Price ¹	CPU Mark	CPU Value ²	Single Thread Mark	Single Thread Value ³	TDP (W)	Power Perf. ⁴	Test Date ⁵	Socket	Category
<input type="checkbox"/> AMD A6-6420B APU	NA	2612	NA	1579	NA	65	40	Nov 2014	FM2	Desktop
<input type="checkbox"/> AMD A6-6420K APU	\$60.24	2251	37.37	1427	23.70	65	34	Oct 2014	FM2	Desktop
<input type="checkbox"/> AMD A6-7000	NA	1678	NA	916	NA	17	98	Feb 2015	FP3	Laptop
<input type="checkbox"/> AMD A6-7310 APU	NA	2663	NA	910	NA	25	106	Jun 2015	NA	Laptop
<input type="checkbox"/> AMD A6-7400K APU	\$52.17	2794	53.57	1573	30.15	65	42	Oct 2014	FM2+	Desktop
<input type="checkbox"/> AMD A6-7470K	\$52.95	2804	52.97	1621	30.63	65	43	May 2016	FM2+	Desktop
<input type="checkbox"/> AMD A6-8500P	NA	2183	NA	1310	NA	15	145	May 2016	BGA (FP4)	Laptop
<input type="checkbox"/> AMD A6-8550	NA	3104	NA	1703	NA	65	47	Nov 2015	FM2+	Desktop
<input type="checkbox"/> AMD A6-9210	NA	1924	NA	1190	NA	15	128	Jul 2016	FP4	Laptop
<input type="checkbox"/> AMD A6-9500	NA	3212	NA	1739	NA	65	49	Dec 2016	AM4	Desktop
<input type="checkbox"/> AMD A8 PRO-7150B APU	NA	2732	NA	850	NA	19	143	Jul 2014	FP3	Laptop
<input type="checkbox"/> AMD A8 PRO-7600B APU	NA	4860	NA	1445	NA	65	74	Sep 2014	FM2+	Desktop
<input type="checkbox"/> AMD A8-3500M APU	\$49.00*	1973	40.28	554	11.31	35	56	Jul 2011	FS1	Laptop
<input type="checkbox"/> AMD A8-3510MX APU	NA	2389	NA	691	NA	45	53	Aug 2011	FS1	Laptop
<input type="checkbox"/> AMD A8-3520M APU	NA	2189	NA	638	NA	35	62	Jan 2012	FS1	Laptop
<input type="checkbox"/> AMD A8-3530MX APU	NA	2384	NA	695	NA	45	52	Jul 2011	FS1	Laptop
<input type="checkbox"/> AMD A8-3550MX APU	NA	2629	NA	732	NA	45	58	Mar 2012	FS1	Laptop
<input type="checkbox"/> AMD A8-3800 APU	\$177.34*	3064	17.28	859	4.85	65	47	Sep 2011	FM1	Desktop
<input type="checkbox"/> AMD A8-3820 APU	\$124.99*	3155	25.24	873	6.99	65	48	Jan 2012	FM1	Desktop
<input type="checkbox"/> AMD A8-3850 APU	\$199.99*	3487	17.44	995	4.98	100	34	Jun 2011	FM1	Desktop
<input type="checkbox"/> AMD A8-3870K APU	\$206.40	3596	17.42	1031	5.00	100	35	Dec 2011	FM1	Desktop
<input type="checkbox"/> AMD A8-4500M APU	NA	2657	NA	854	NA	35	75	May 2012	FS1r2	Desktop

July Special
20% OFF
TestLog

CPU Name	Price ¹	CPU Mark	CPU Value ²	Single Thread Mark	Single Thread Value ³	TDP (W)	Power Perf. ⁴	Test Date ⁵	Socket	Category
AMD A8-4555M APU	NA	2118	NA	715	NA	19	111	Oct 2012	FP2	Laptop
AMD A8-5500 APU	\$129.00*	3987	30.91	1270	9.85	65	61	Jun 2012	FM2	Desktop
AMD A8-5500B APU	NA	3849	NA	1269	NA	65	59	Mar 2013	FM2	Desktop
AMD A8-5545M APU	NA	2566	NA	832	NA	19	135	Aug 2013	FP2	Laptop
AMD A8-5550M APU	NA	2993	NA	988	NA	35	85	Jul 2013	FS1r2	Laptop
AMD A8-5557M APU	NA	2960	NA	1009	NA	35	84	Jul 2013	FP2	Laptop
AMD A8-5600K APU	\$112.00	4326	38.63	1376	12.29	100	43	Oct 2012	FM2	Desktop
AMD A8-6410 APU	NA	2536	NA	883	NA	15	169	Jun 2014	BGA769 (FT3b)	Laptop
AMD A8-6500 APU	\$164.99	4376	26.52	1439	8.72	65	67	Aug 2013	FM2	Desktop
AMD A8-6500B APU	NA	4584	NA	1479	NA	65	70	Apr 2014	FM2	Desktop
AMD A8-6500T APU	NA	3221	NA	1051	NA	45	71	Mar 2014	FM2	Desktop
AMD A8-6600K APU	\$259.95	4574	17.60	1460	5.62	100	45	Jun 2013	FM2	Desktop
AMD A8-7050	NA	1986	NA	1030	NA	NA	NA	Jan 2016	NA	Laptop
AMD A8-7100 APU	NA	2827	NA	973	NA	19	148	Aug 2014	FP3	Laptop
AMD A8-7200P	NA	3366	NA	979	NA	35	96	Jul 2015	FP3	Laptop
AMD A8-7410 APU	NA	2708	NA	925	NA	25	108	Jun 2015	NA	Laptop
AMD A8-7600 APU	\$59.93	5125	85.53	1540	25.71	65	78	Jul 2014	FM2+	Desktop
AMD A8-7650K	\$91.00	4936	54.25	1439	15.81	65	75	Feb 2015	FM2+	Desktop
AMD A8-7670K	\$104.37	5077	48.65	1515	14.52	95	53	Sep 2015	FM2+	Desktop
AMD A8-8600P	NA	3262	NA	1147	NA	15	217	Aug 2015	FP4	Laptop
AMD A8-8650	NA	5487	NA	1609	NA	65	84	Nov 2015	FM2+	Desktop
AMD A8-9600	NA	5270	NA	1623	NA	65	81	Apr 2017	AM4	Desktop

July Special
20% OFF
TestLog

CPU Name	Price ¹	CPU Mark	CPU Value ²	Single Thread Mark	Single Thread Value ³	TDP (W)	Power Perf. ⁴	Test Date ⁵	Socket	Category
AMD A9-9400	NA	2272	NA	1344	NA	NA	NA	Dec 2016	FP4	Laptop
AMD A9-9410	NA	2618	NA	1575	NA	25	104	Jul 2016	FP4	Laptop
AMD Athlon 1500+	NA	294	NA	422	NA	NA	NA	Mar 2009	NA	Unknown
AMD Athlon 1640B	\$50.00*	668	13.36	784	15.69	45	14	May 2009	AM2	Desktop
AMD Athlon 1700+	NA	349	NA	NA	NA	NA	NA	Jan 2012	Socket A (462)	Unknown
AMD Athlon 2000+	NA	390	NA	NA	NA	NA	NA	Aug 2009	NA	Unknown
AMD Athlon 2100+	NA	412	NA	NA	NA	NA	NA	Dec 2010	NA	Unknown
AMD Athlon 2200+	\$79.99*	363	4.55	NA	NA	NA	NA	Sep 2009	NA	Unknown
AMD Athlon 2400+	NA	462	NA	NA	NA	NA	NA	Sep 2009	NA	Unknown
AMD Athlon 2500+	\$84.99*	374	4.41	NA	NA	NA	NA	Jun 2009	NA	Unknown
AMD Athlon 2600+	\$104.95*	444	4.23	NA	NA	NA	NA	Jun 2010	NA	Unknown
AMD Athlon 2650e	\$19.00*	406	21.38	459	24.16	NA	NA	Jan 2009	NA	Unknown
AMD Athlon 2800+	\$49.99*	447	8.96	674	13.50	89	5	Mar 2009	754	Unknown
AMD Athlon 2850e	NA	498	NA	488	NA	22	22	Nov 2009	AM2	Desktop
AMD Athlon 3100+	NA	485	NA	NA	NA	NA	NA	Mar 2009	NA	Unknown
AMD Athlon 3200+	\$76.25	458	6.01	NA	NA	62	7	Aug 2010	AM2	Unknown
AMD Athlon 4	\$64.59	279	4.33	NA	NA	NA	NA	Mar 2009	NA	Unknown
AMD Athlon 5000 Dual-Core	\$99.95*	1290	12.91	745	7.45	65	19	Oct 2009	AM2,AM2+	Desktop
AMD Athlon 5150 APU	\$136.87	2096	15.31	633	4.63	25	83	Apr 2014	AM1,FS1b	Desktop
AMD Athlon 5200 Dual-Core	\$90.33*	1238	13.71	732	8.11	NA	NA	Dec 2010	NA	Unknown
AMD Athlon 5350 APU	\$176.57	2577	14.60	808	4.58	25	103	Mar 2014	AM1,FS1B	Desktop
AMD Athlon 5370 APU	\$63.70*	2864	44.96	870	13.66	25	114	Apr 2016	AM1,FS1B	Desktop

July Special
20% OFF
TestLog

CPU Name	Price ¹	CPU Mark	CPU Value ²	Single Thread Mark	Single Thread Value ³	TDP (W)	Power Perf. ⁴	Test Date ⁵	Socket	Category
AMD Athlon 64 2000+	NA	116	NA	130	NA	8	14	Nov 2013	NA	Unknown
AMD Athlon 64 2200+	NA	575	NA	NA	NA	NA	NA	Sep 2011	NA	Unknown
AMD Athlon 64 2600+	NA	374	NA	448	NA	15	24	Nov 2013	NA	Unknown
AMD Athlon 64 2800+	\$99.99*	438	4.38	511	5.12	89	4	Jan 2009	754	Unknown
AMD Athlon 64 3000+	\$84.95*	461	5.43	548	6.45	89	5	Dec 2008	Socket 754	Desktop
AMD Athlon 64 3200+	\$149.95*	490	3.27	576	3.84	62	7	Dec 2008	AM2	Unknown
AMD Athlon 64 3300+	NA	576	NA	734	NA	NA	NA	Mar 2009	NA	Unknown
AMD Athlon 64 3400+	NA	544	NA	652	NA	89	6	Jan 2009	754	Unknown
AMD Athlon 64 3500+	\$59.00	538	9.13	617	10.46	45	11	Dec 2008	AM2	Unknown
AMD Athlon 64 3600+	NA	601	NA	NA	NA	NA	NA	Nov 2009	Socket 754	Desktop
AMD Athlon 64 3700+	\$69.00*	599	8.69	656	9.52	89	6	Dec 2008	939	Unknown
AMD Athlon 64 3800+	\$159.95	588	3.68	674	4.22	45	13	Jan 2009	AM2	Unknown
AMD Athlon 64 4000+	\$79.99	606	7.58	675	8.44	62	9	Dec 2008	AM2	Unknown
AMD Athlon 64 FX-25	NA	794	NA	NA	NA	95	8	Nov 2009	AM2+	Unknown
AMD Athlon 64 FX-34	NA	380	NA	NA	NA	NA	NA	Oct 2009	NA	Unknown
AMD Athlon 64 FX-51	NA	437	NA	NA	NA	89	4	May 2009	940	Desktop
AMD Athlon 64 FX-53	\$29.99*	646	21.57	NA	NA	89	7	Feb 2009	940	Desktop
AMD Athlon 64 FX-55	\$179.95	721	4.01	767	4.26	104	6	Feb 2009	939	Desktop
AMD Athlon 64 FX-57	NA	730	NA	831	NA	104	7	Mar 2009	939	Desktop
AMD Athlon 64 FX-59	NA	715	NA	884	NA	NA	NA	May 2013	939	Desktop
AMD Athlon 64 FX-60 Dual Core	NA	1287	NA	795	NA	110	11	Feb 2009	939	Desktop
AMD Athlon 64 FX-62 Dual Core	NA	1571	NA	863	NA	125	12	Feb 2009	AM2	Desktop

July Special
20% OFF
TestLog

CPU Name	Price ¹	CPU Mark	CPU Value ²	Single Thread Mark	Single Thread Value ³	TDP (W)	Power Perf. ⁴	Test Date ⁵	Socket	Category
AMD Athlon 64 FX-72	NA	1794	NA	NA	NA	125	14	May 2009	F (1207)	Desktop
AMD Athlon 64 FX-74	\$499.50*	1495	2.99	949	1.90	125	11	Mar 2009	F (1207)	Desktop
AMD Athlon 64 X2 3800+	NA	958	NA	646	NA	89	10	May 2010	NA	Desktop
AMD Athlon 64 X2 4200+	\$308.95*	1285	4.16	NA	NA	89	14	Apr 2009	NA	Desktop
AMD Athlon 64 X2 4600+	\$349.95*	1365	3.90	NA	NA	110	12	Jul 2009	NA	Desktop
AMD Athlon 64 X2 Dual Core 3400+	NA	1003	NA	544	NA	89	11	Oct 2010	754	Desktop
AMD Athlon 64 X2 Dual Core 3600+	\$60.00*	969	16.16	593	9.88	65	14	Dec 2008	AM2	Desktop
AMD Athlon 64 X2 Dual Core 3800+	NA	1003	NA	609	NA	89	11	Nov 2008	AM2	Desktop
AMD Athlon 64 X2 Dual Core 4000+	NA	1041	NA	630	NA	65	16	Dec 2008	AM2	Desktop
AMD Athlon 64 X2 Dual Core 4200+	\$129.95*	1099	8.46	667	5.13	89	12	Nov 2008	AM2	Desktop
AMD Athlon 64 X2 Dual Core 4400+	\$60.00*	1145	19.09	691	11.52	65	17	Dec 2008	AM2	Desktop
AMD Athlon 64 X2 Dual Core 4600+	\$359.95*	1223	3.40	726	2.02	65	18	Dec 2008	AM2	Desktop
AMD Athlon 64 X2 Dual Core 4800+	\$459.95	1260	2.74	749	1.63	65	19	Nov 2008	AM2	Desktop
AMD Athlon 64 X2 Dual Core 5000+	\$331.49*	1311	3.96	781	2.36	65	20	Dec 2008	AM2	Desktop
AMD Athlon 64 X2 Dual Core 5200+	\$53.09*	1384	26.07	809	15.25	65	21	Nov 2008	AM2	Desktop
AMD Athlon 64 X2 Dual Core 5400+	\$52.99*	1448	27.34	849	16.03	65	22	Nov 2008	AM2	Desktop
AMD Athlon 64 X2 Dual Core 5600+	\$39.29	1477	37.61	849	21.61	65	22	Nov 2008	AM2	Desktop
AMD Athlon 64 X2 Dual Core 5800+	\$90.00*	1536	17.07	883	9.81	89	17	Jan 2009	NA	Desktop
AMD Athlon 64 X2 Dual Core 6000+	\$32.50	1604	49.38	898	27.64	89	18	Nov 2008	AM2	Desktop
AMD Athlon 64 X2 Dual Core 6400+	\$79.95	1795	22.45	967	12.11	125	14	Nov 2008	AM2	Desktop
AMD Athlon 64 X2 Dual Core BE-230	NA	1095	NA	NA	NA	45	24	Jan 2010	NA	Unknown
AMD Athlon 64 X2 Dual Core BE-2300	NA	1082	NA	585	NA	45	24	Nov 2011	AM2	

July Special
20% OFF
TestLog

CPU Name	Price ¹	CPU Mark	CPU Value ²	Single Thread Mark	Single Thread Value ³	TDP (W)	Power Perf. ⁴	Test Date ⁵	Socket	Category
AMD Athlon 64 X2 Dual Core BE-2350	NA	1044	NA	631	NA	45	23	May 2009	AM2	Desktop
AMD Athlon 64 X2 Dual Core TK-53	\$34.95*	839	24.03	480	13.75	31	27	Mar 2009	NA	Unknown
AMD Athlon 64 X2 Dual Core TK-55	\$57.74*	839	14.53	553	9.59	31	27	Nov 2009	NA	Unknown
AMD Athlon 64 X2 Dual Core TK-57	NA	971	NA	NA	NA	31	31	Aug 2010	NA	Unknown
AMD Athlon 64 X2 Dual-Core TK-42	NA	877	NA	470	NA	20	43	Jul 2009	NA	Unknown
AMD Athlon 64 X2 Dual-Core TK-53	NA	811	NA	514	NA	31	26	Feb 2009	NA	Unknown
AMD Athlon 64 X2 Dual-Core TK-55	\$72.74*	875	12.03	536	7.38	35	25	Dec 2008	NA	Unknown
AMD Athlon 64 X2 Dual-Core TK-57	NA	920	NA	565	NA	31	29	Feb 2009	NA	Unknown
AMD Athlon 64 X2 QL-60	NA	924	NA	535	NA	35	26	Mar 2009	S1	Laptop
AMD Athlon 64 X2 QL-62	NA	1026	NA	571	NA	35	29	Jan 2009	S1	Laptop
AMD Athlon 64 X2 QL-64	NA	976	NA	579	NA	35	27	Mar 2009	S1	Laptop
AMD Athlon 64 X2 QL-65	NA	1036	NA	584	NA	35	29	Nov 2009	S1	Laptop
AMD Athlon 64 X2 QL-66	NA	950	NA	545	NA	35	27	Oct 2009	S1	Laptop
AMD Athlon 64 X2 QL-67	NA	1006	NA	469	NA	35	28	Dec 2009	S1	Laptop
AMD Athlon 64 X2 TK-55	NA	955	NA	NA	NA	31	30	Aug 2010	NA	Unknown
AMD Athlon 64 X2 TK-57	NA	988	NA	NA	NA	31	31	Feb 2010	NA	Unknown
AMD Athlon 7450 Dual-Core	NA	1428	NA	798	NA	95	15	Apr 2009	AM2+	Desktop
AMD Athlon 7550 Dual-Core	\$60.00*	1456	24.27	844	14.08	95	15	May 2009	AM2+	Desktop
AMD Athlon 7750 Dual-Core	\$159.76*	1577	9.87	901	5.64	95	16	Jan 2009	AM2+	Desktop
AMD Athlon 7850 Dual-Core	\$209.65*	1718	8.20	955	4.56	95	18	May 2009	AM2+	Desktop
AMD Athlon 7850 Dual-Core 2.8G	NA	288	NA	NA	NA	95	3	Apr 2011	AM2+	Desktop
AMD Athlon Dual Core 4050e	NA	1086	NA	640	NA	45	24	Feb 2009	AM2	

July Special
20% OFF
TestLog

CPU Name	Price ¹	CPU Mark	CPU Value ²	Single Thread Mark	Single Thread Value ³	TDP (W)	Power Perf. ⁴	Test Date ⁵	Socket	Category
<input type="checkbox"/> AMD Athlon Dual Core 4450B	\$17.00*	1170	88.99	891	40.14	45	26	Mar 2009	AM2+	Desktop
<input type="checkbox"/> AMD Athlon Dual Core 4450e	NA	1098	NA	668	NA	45	24	Feb 2009	AM2	Desktop
<input type="checkbox"/> AMD Athlon Dual Core 4850B	NA	1471	NA	752	NA	45	32	Oct 2010	AM2+	Desktop
<input type="checkbox"/> AMD Athlon Dual Core 4850e	\$39.00*	1313	33.68	749	19.22	45	29	Feb 2009	AM2	Desktop
<input type="checkbox"/> AMD Athlon Dual Core 5000B	\$95.00*	1304	13.73	778	8.19	65	20	May 2009	AM2	Desktop
<input type="checkbox"/> AMD Athlon Dual Core 5050e	\$60.00*	1347	22.45	780	13.01	45	29	Feb 2009	AM2	Desktop
<input type="checkbox"/> AMD Athlon Dual Core 5200B	NA	1334	NA	817	NA	65	20	Apr 2009	AM2	Desktop
<input type="checkbox"/> AMD Athlon Dual Core 5400B	NA	1425	NA	836	NA	65	21	Jun 2009	AM2	Desktop
<input type="checkbox"/> AMD Athlon Dual Core 5600B	NA	1304	NA	895	NA	65	20	Mar 2012	AM2+	Desktop
<input type="checkbox"/> AMD Athlon II 160u	\$29.99*	556	18.57	556	18.56	20	27	Jun 2010	NA	Desktop
<input type="checkbox"/> AMD Athlon II 170u	\$29.95*	626	20.90	634	21.17	20	31	Oct 2010	AM2+,AM3	Desktop
<input type="checkbox"/> AMD Athlon II Dual-Core M300	NA	1120	NA	640	NA	35	32	Oct 2009	NA	Unknown
<input type="checkbox"/> AMD Athlon II Dual-Core M320	\$30.00*	1143	38.11	668	22.28	35	32	Nov 2009	NA	Unknown
<input type="checkbox"/> AMD Athlon II Dual-Core M340	NA	1032	NA	680	NA	35	29	Jun 2010	NA	Unknown
<input type="checkbox"/> AMD Athlon II N330 Dual-Core	NA	1154	NA	712	NA	35	32	Jul 2010	NA	Unknown
<input type="checkbox"/> AMD Athlon II N350 Dual-Core	NA	1225	NA	722	NA	35	35	Dec 2010	NA	Unknown
<input type="checkbox"/> AMD Athlon II N370 Dual-Core	NA	1559	NA	800	NA	35	44	May 2012	S1	Unknown
<input type="checkbox"/> AMD Athlon II Neo K125	NA	474	NA	510	NA	12	39	Jun 2010	S1	Laptop
<input type="checkbox"/> AMD Athlon II Neo K145	NA	543	NA	578	NA	12	45	Jan 2011	S1	Laptop
<input type="checkbox"/> AMD Athlon II Neo K325 Dual-Core	\$25.99*	781	30.09	432	16.64	12	65	Jun 2010	NA	Laptop
<input type="checkbox"/> AMD Athlon II Neo K345 Dual-Core	NA	856	NA	472	NA	12	71	Jan 2011	NA	Laptop
<input type="checkbox"/> AMD Athlon II Neo N36L Dual-Core	NA	817	NA	436	NA	12	68	Dec 2010	NA	Laptop

July Special
20% OFF
TestLog

CPU Name	Price ¹	CPU Mark	CPU Value ²	Single Thread Mark	Single Thread Value ³	TDP (W)	Power Perf. ⁴	Test Date	Socket	Category
<input type="checkbox"/> AMD Athlon II P320 Dual-Core	\$19.95							Jun 2010	NA	Unknown
<input type="checkbox"/> AMD Athlon II P340 Dual-Core	\$44.95	1251	27.85	704	15.68	25	50	Oct 2010	NA	Unknown
<input type="checkbox"/> AMD Athlon II P360 Dual-Core	\$18.00	1318	73.23	754	41.93	25	52	Feb 2011	NA	Unknown
<input type="checkbox"/> AMD Athlon II X2 210e	NA	1486	NA	904	NA	45	33	Dec 2010	AM3	Desktop
<input type="checkbox"/> AMD Athlon II X2 215	\$45.00*	1580	35.12	907	20.16	65	24	Sep 2009	AM3	Desktop
<input type="checkbox"/> AMD Athlon II X2 220	\$32.19	1631	50.67	933	29.00	65	25	Jun 2010	AM3	Desktop
<input type="checkbox"/> AMD Athlon II X2 225	NA	1526	NA	NA	NA	65	23	Jun 2012	AM2+/AM3	Unknown
<input type="checkbox"/> AMD Athlon II X2 235e	\$83.74*	1657	19.80	915	10.93	45	36	Oct 2009	AM3	Desktop
<input type="checkbox"/> AMD Athlon II X2 240	\$34.95	1642	47.01	937	26.83	65	25	Aug 2009	AM3	Desktop
<input type="checkbox"/> AMD Athlon II X2 240e	\$34.95	1698	48.61	955	27.34	45	37	Dec 2009	AM3	Desktop
<input type="checkbox"/> AMD Athlon II X2 245	\$34.95*	1690	48.36	974	27.88	65	26	Jul 2009	AM2+/AM3	Desktop
<input type="checkbox"/> AMD Athlon II X2 245e	\$80.00*	1719	21.49	961	12.02	45	38	Mar 2011	AM3	Desktop
<input type="checkbox"/> AMD Athlon II X2 250	\$68.44	1750	25.57	1007	14.72	65	26	Jun 2009	AM3	Desktop
<input type="checkbox"/> AMD Athlon II X2 250e	\$76.73*	1949	25.41	1080	14.08	45	43	Jun 2011	AM3	Desktop
<input type="checkbox"/> AMD Athlon II X2 250u	\$39.95	1004	25.13	555	13.91	25	40	Feb 2010	AM3	Desktop
<input type="checkbox"/> AMD Athlon II X2 255	\$59.98*	1842	30.72	1045	17.43	65	28	Jan 2010	AM3	Desktop
<input type="checkbox"/> AMD Athlon II X2 260	\$48.00*	1882	39.23	1075	22.41	65	28	Jul 2010	AM3	Desktop
<input type="checkbox"/> AMD Athlon II X2 260u	\$83.44*	1102	13.22	610	7.32	25	44	Dec 2010	AM3	Desktop
<input type="checkbox"/> AMD Athlon II X2 265	\$82.88*	1876	22.65	1109	13.39	65	28	Nov 2010	AM3	Desktop
<input type="checkbox"/> AMD Athlon II X2 270	\$99.99*	1990	19.91	1154	11.55	65	30	Aug 2011	AM3	Desktop
<input type="checkbox"/> AMD Athlon II X2 270u	\$67.67*	1350	19.96	701	10.36	25	54	Nov 2010	AM3	Desktop
<input type="checkbox"/> AMD Athlon II X2 280	\$99.99*	2173	21.74	1232	12.33	65	33	Mar 2013	AM3	Unknown

July Special
20% OFF
TestLog

CPU Name	Price ¹	CPU 1464 Mark	CPU NA Value ²	Single Thread 884 Mark	Single Thread NA Value ³	TDP 13 (W)	Power 112 Perf. ⁴	Test Jan 2012 Date	Socket	Category
AMD Athlon II X2 4300e										
AMD Athlon II X2 4400e	NA	1618	NA	920	NA	37	43	Sep 2009	NA	Unknown
AMD Athlon II X2 4450e	NA	1504	NA	934	NA	45	33	Sep 2010	AM2	Desktop
AMD Athlon II X2 B22	\$21.00	1706	81.26	962	45.86	65	26	Jan 2010	AM3	Desktop
AMD Athlon II X2 B24	\$39.95*	1789	44.80	1016	25.44	65	27	Mar 2010	AM3	Desktop
AMD Athlon II X2 B26	\$31.00	1820	58.72	1093	35.26	65	28	Sep 2011	NA	Unknown
AMD Athlon II X2 B28	\$43.00*	2121	49.33	1184	27.54	65	32	Jul 2012	AM3	Desktop
AMD Athlon II X3 400e	\$107.43*	2018	18.79	751	7.00	45	44	Dec 2009	AM3	Desktop
AMD Athlon II X3 405e	\$79.99*	2041	25.52	780	9.75	45	45	Mar 2010	AM3	Desktop
AMD Athlon II X3 415e	\$75.00*	2246	29.95	854	11.39	45	49	Oct 2010	AM3	Desktop
AMD Athlon II X3 420e	\$116.15*	2286	19.68	807	6.95	45	50	Jun 2011	AM3	Desktop
AMD Athlon II X3 425	\$41.96*	2321	55.33	922	21.98	95	24	Aug 2009	AM3	Desktop
AMD Athlon II X3 425e	NA	2239	NA	NA	NA	45	49	Sep 2012	AM3	Desktop
AMD Athlon II X3 435	\$159.95*	2472	15.46	1004	6.28	95	26	Nov 2009	AM3	Desktop
AMD Athlon II X3 440	\$46.95*	2569	54.73	1014	21.61	95	27	Feb 2010	AM3	Desktop
AMD Athlon II X3 445	\$91.00*	2583	28.39	1049	11.53	95	27	Jul 2010	AM3	Desktop
AMD Athlon II X3 450	\$87.26	2626	30.11	1058	12.13	95	27	Nov 2010	AM3	Desktop
AMD Athlon II X3 455	\$89.95	2775	30.86	1130	12.57	95	29	Dec 2010	AM3	Desktop
AMD Athlon II X3 460	\$84.99	2876	33.85	1169	13.75	95	30	Aug 2011	AM3	Desktop
AMD Athlon II X4 553	NA	3814	NA	1010	NA	NA	NA	Jan 2011	NA	Unknown
AMD Athlon II X4 555	NA	3830	NA	1064	NA	NA	NA	Dec 2010	NA	Unknown
AMD Athlon II X4 559	NA	4165	NA	1158	NA	NA	NA	Sep 2013	NA	Unknown

July Special
20% OFF
TestLog

CPU Name	Price ¹	CPU Mark	CPU Value ²	Single Thread Mark	Single Thread Value ³	TDP (W)	Power Perf. ⁴	Test Date ⁵	Socket	Category
AMD Athlon II X4 600e	\$130.23*	2342	17.99	884	5.29	45	52	Dec 2009	AM3	Desktop
AMD Athlon II X4 605e	\$101.80*	2739	26.91	814	8.00	45	60	Dec 2009	AM3	Desktop
AMD Athlon II X4 610e	\$69.99*	2805	40.09	832	11.89	45	62	Aug 2010	AM3	Desktop
AMD Athlon II X4 615e	\$59.00*	2896	49.09	862	14.62	45	64	Dec 2010	AM3	Desktop
AMD Athlon II X4 620	\$64.95*	2950	45.43	907	13.97	95	31	Sep 2009	AM3	Desktop
AMD Athlon II X4 620e	NA	2906	NA	NA	NA	45	64	Jan 2011	AM3	Desktop
AMD Athlon II X4 630	\$62.95*	3145	49.97	955	15.18	95	33	Aug 2009	AM3	Desktop
AMD Athlon II X4 631 Quad-Core	\$19.99	3153	157.75	904	45.22	100	31	Sep 2011	FM1	Desktop
AMD Athlon II X4 635	\$69.95*	3265	46.68	991	14.17	95	34	Feb 2010	AM3	Desktop
AMD Athlon II X4 638 Quad-Core	NA	3198	NA	923	NA	65	49	Apr 2015	FM1	Desktop
AMD Athlon II X4 640	\$259.95	3327	12.80	1026	3.95	95	35	Jun 2010	AM3	Desktop
AMD Athlon II X4 6400e	NA	2594	NA	NA	NA	NA	NA	Dec 2009	NA	Unknown
AMD Athlon II X4 641 Quad-Core	\$91.50*	3404	37.20	983	10.75	100	34	Mar 2012	FM1	Desktop
AMD Athlon II X4 645	\$79.95	3487	43.63	1074	13.44	95	36	Oct 2010	AM3	Desktop
AMD Athlon II X4 650	\$166.60*	3468	20.82	1058	6.35	95	36	Aug 2011	NA	Unknown
AMD Athlon II X4 651 Quad-Core	\$178.04*	3569	20.05	1048	5.89	100	35	Feb 2012	FM1	Unknown
AMD Athlon II X4 655	NA	2880	NA	1054	NA	95	30	Jan 2014	AM2+ (940-pin)	Unknown
AMD Athlon L110	NA	306	NA	343	NA	13	23	Jul 2009	NA	Unknown
AMD Athlon LE-1600	\$21.00*	561	26.72	635	30.25	45	12	Mar 2009	AM2	Desktop
AMD Athlon LE-1620	\$18.00*	571	31.75	672	37.38	45	12	Mar 2009	AM2	Desktop
AMD Athlon LE-1640	NA	626	NA	712	NA	45	13	Feb 2009	AM2	Desktop
AMD Athlon LE-1660	NA	676	NA	748	NA	45	15	Apr 2009	AM2	Desktop

July Special
20% OFF
TestLog

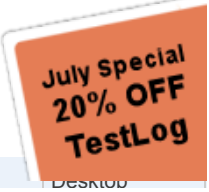
AMD Athlon MP CPU Name	\$54.95* Price ¹	CPU Mark	CPU Value ²	Single Thread Mark	Single Thread Value ³	TDP (W)	Power Perf. ⁴	Test Date ⁵	NA Socket	Unknown Category
AMD Athlon MP 1700+	NA	339	NA	NA	NA	NA	NA	Jun 2010	NA	Unknown
AMD Athlon MP 2400+	NA	436	NA	NA	NA	NA	NA	Sep 2009	NA	Unknown
AMD Athlon MP 2800+	NA	497	NA	NA	NA	NA	NA	May 2009	NA	Unknown
AMD Athlon Neo MV-40	NA	407	NA	432	NA	15	27	Apr 2009	NA	Unknown
AMD Athlon Neo X2 Dual Core 6850e	NA	1002	NA	554	NA	22	45	Nov 2009	NA	Unknown
AMD Athlon Neo X2 Dual Core L325	NA	776	NA	450	NA	18	43	Jan 2010	NA	Unknown
AMD Athlon Neo X2 Dual Core L335	NA	816	NA	451	NA	18	45	Aug 2009	NA	Unknown
AMD Athlon QI-46	NA	473	NA	NA	NA	NA	NA	Apr 2009	NA	Unknown
AMD Athlon TF-20	NA	418	NA	429	NA	15	27	Jun 2009	NA	Unknown
AMD Athlon TF-36	NA	329	NA	298	NA	25	13	May 2010	NA	Unknown
AMD Athlon X2 215	NA	1575	NA	914	NA	65	24	Nov 2010	NA	Unknown
AMD Athlon X2 235e	NA	1806	NA	NA	NA	45	40	Jan 2010	NA	Unknown
AMD Athlon X2 240	NA	1575	NA	946	NA	65	24	Aug 2009	NA	Unknown
AMD Athlon X2 240e	NA	1670	NA	938	NA	45	37	Jul 2011	NA	Unknown
AMD Athlon X2 250	NA	1674	NA	994	NA	65	25	Jun 2009	NA	Unknown
AMD Athlon X2 255	NA	1627	NA	959	NA	65	25	Jan 2012	AM2+/AM3	Unknown
AMD Athlon X2 280	\$174.81*	2303	13.17	1102	6.31	65	35	Mar 2014	AM3	Unknown
AMD Athlon X2 340 Dual Core	\$29.99*	1889	63.02	1261	42.06	65	29	Jul 2013	NA	Unknown
AMD Athlon X2 370K Dual Core	NA	2229	NA	1460	NA	65	34	Nov 2013	NA	Unknown
AMD Athlon X2 440	NA	1424	NA	NA	NA	NA	NA	Aug 2009	NA	Unknown
AMD Athlon X2 Dual Core 3250e	NA	771	NA	442	NA	22	35	Oct 2009	NA	Unknown

July Special
20% OFF
TestLog

AMD Athlon X2 Dual Core 6850e	NA	998	NA	556	NA	22	45	Jul 2010	NA	Unknown
CPU Name	Price ¹	CPU Mark	CPU Value ²	Single Thread Mark	Single Thread Value ³	TDP (W)	Power Perf. ⁴	Test Date ⁵	Socket	Category
AMD Athlon X2 Dual Core BE-2300	NA	981	NA	578	NA	45	21	Feb 2009	AM2	Desktop
AMD Athlon X2 Dual Core BE-2350	NA	1098	NA	639	NA	45	24	Mar 2009	AM2	Desktop
AMD Athlon X2 Dual Core BE-2400	NA	1236	NA	712	NA	18	68	Mar 2009	FT1	Desktop
AMD Athlon X2 Dual Core BE-2450	NA	1251	NA	NA	NA	45	27	Jun 2009	NA	Unknown
AMD Athlon X2 Dual Core L310	NA	642	NA	348	NA	13	49	Oct 2009	NA	Unknown
AMD Athlon X2 Dual Core LS-5800	NA	1009	NA	NA	NA	NA	NA	Feb 2012	NA	Unknown
AMD Athlon X3 425	NA	2191	NA	701	NA	95	23	Feb 2010	NA	Unknown
AMD Athlon X3 435	\$95.49*	2574	26.96	989	10.36	95	27	Dec 2009	NA	Unknown
AMD Athlon X3 440	\$87.99*	2078	23.62	937	10.65	95	21	Mar 2010	NA	Unknown
AMD Athlon X3 445	NA	2314	NA	NA	NA	95	24	Oct 2011	NA	Unknown
AMD Athlon X3 450	\$78.99*	3064	38.80	NA	NA	95	32	Nov 2010	NA	Unknown
AMD Athlon X3 455	NA	2401	NA	762	NA	95	25	Oct 2012	AM2+/AM3	Unknown
AMD Athlon X4 605e	NA	2505	NA	NA	NA	45	55	Mar 2011	NA	Unknown
AMD Athlon X4 620	\$64.95	2855	43.97	888	13.69	95	30	Oct 2009	NA	Unknown
AMD Athlon X4 635	\$121.99*	2891	23.71	NA	NA	95	30	Jul 2010	NA	Unknown
AMD Athlon X4 640	NA	3172	NA	998	NA	95	33	Sep 2010	NA	Unknown
AMD Athlon X4 645	NA	3595	NA	NA	NA	95	37	May 2011	NA	Unknown
AMD Athlon X4 740 Quad Core	\$277.00*	3997	14.43	1291	4.66	65	61	Nov 2012	FM2	Desktop
AMD Athlon X4 750 Quad Core	NA	4551	NA	1462	NA	65	70	Mar 2015	FM2	Desktop
AMD Athlon X4 750K Quad Core	\$76.99*	4227	54.91	1364	17.72	100	42	Nov 2012	FM2	Unknown
AMD Athlon X4 760K Quad Core	\$113.24*	4577	40.43	1439	12.71	100	45	Aug 2013	FM2	Desktop

July Special
20% OFF
TestLog

CPU Name	Price ¹	CPU Mark	CPU Value ²	Single Thread Mark	Single Thread Value ³	TDP (W)	Power Perf. ⁴	Test Date ⁵	Socket	Category
AMD Athlon X4 840	\$90.66*	5029	55.48	1537	16.96	65	77	Jan 2015	FM2+	Desktop
AMD Athlon X4 845	\$61.12	Mark	Value ²	Mark	Value ³	(W)	Perf. ⁴	Date ⁵ 2016	Socket FM2+	Category Desktop
AMD Athlon X4 860K	\$59.99	5467	91.15	1596	26.61	95	57	Sep 2014	FM2+	Desktop
AMD Athlon X4 870K	\$74.03	5275	71.26	1556	21.02	95	55	Mar 2016	FM2+	Desktop
AMD Athlon X4 880K	\$87.94	5550	63.12	1635	18.60	95	58	Apr 2016	FM2+	Desktop
AMD Athlon XP 1500	NA	282	NA	NA	NA	NA	NA	Jan 2010	NA	Unknown
AMD Athlon XP 1500+	NA	257	NA	385	NA	NA	NA	Mar 2009	NA	Unknown
AMD Athlon XP 1600+	NA	267	NA	408	NA	NA	NA	Feb 2009	NA	Unknown
AMD Athlon XP 1700	NA	344	NA	NA	NA	NA	NA	Apr 2010	NA	Unknown
AMD Athlon XP 1700+	NA	268	NA	418	NA	NA	NA	Feb 2009	NA	Unknown
AMD Athlon XP 1800+	\$58.95*	300	5.09	461	7.83	66	4	Mar 2009	Socket A	Desktop
AMD Athlon XP 1900+	NA	305	NA	466	NA	NA	NA	Mar 2009	NA	Unknown
AMD Athlon XP 2000+	\$24.99*	299	12.00	478	19.16	70	4	Feb 2009	Socket A	Desktop
AMD Athlon XP 2100+	NA	323	NA	502	NA	NA	NA	Feb 2009	NA	Unknown
AMD Athlon XP 2200+	\$84.95*	327	3.86	513	6.05	NA	NA	Feb 2009	NA	Unknown
AMD Athlon XP 2300+	NA	464	NA	NA	NA	NA	NA	Aug 2009	NA	Unknown
AMD Athlon XP 2400+	\$89.99*	362	4.03	578	6.43	NA	NA	Feb 2009	NA	Unknown
AMD Athlon XP 2500+	NA	355	NA	543	NA	NA	NA	Dec 2008	NA	Unknown
AMD Athlon XP 2600+	\$23.03*	372	16.18	584	25.37	NA	NA	Dec 2008	NA	Unknown
AMD Athlon XP 2700+	\$84.79*	393	4.64	611	7.22	NA	NA	Dec 2008	NA	Unknown
AMD Athlon XP 2800+	NA	398	NA	625	NA	89	4	Jan 2009	754	Unknown
AMD Athlon XP 2900+	NA	459	NA	NA	NA	NA	NA	Apr 2009	NA	Unknown



AMD Athlon XP 3000+	\$78.00*	402	5.15	607	7.79	62	6	Mar 2009	Socket A	Desktop
---------------------	----------	-----	------	-----	------	----	---	----------	----------	---------

CPU Name	Price ¹	CPU Mark	CPU Value ²	Single Thread Mark	Single Thread Value ³	TDP (W)	Power NA Perf. ⁴	Test Date	Socket	Category
AMD Athlon XP 3000+	NA	431	NA	662	NA	62	6	Dec 2008	AM2	Unknown
AMD Athlon XP 3100+	NA	431	NA	662	NA	62	6	Dec 2008	AM2	Unknown
AMD Athlon XP 3200+	NA	431	NA	662	NA	62	6	Dec 2008	AM2	Unknown
AMD Athlon XP 3400+	NA	570	NA	NA	NA	NA	NA	Sep 2009	NA	Unknown
AMD Athlon XP Pro3+	NA	367	NA	NA	NA	NA	NA	Feb 2010	NA	Unknown
AMD Athlon XP-M	\$139.99*	541	3.86	NA	NA	NA	NA	Mar 2009	NA	Unknown
AMD Athlon XP1600+	NA	281	NA	418	NA	NA	NA	Nov 2009	NA	Unknown
AMD Athlon XP1700+	NA	234	NA	234	NA	NA	NA	May 2009	NA	Unknown
AMD Athlon XP1900+	NA	353	NA	NA	NA	NA	NA	Apr 2009	NA	Unknown
AMD Athlon XP2100+	NA	287	NA	NA	NA	NA	NA	Jun 2009	NA	Unknown
AMD Athlon XP2200+	NA	401	NA	NA	NA	NA	NA	Feb 2010	NA	Unknown
AMD Athlon XP2400+	NA	391	NA	NA	NA	NA	NA	Sep 2009	NA	Unknown
AMD Athlon64 X2 Dual Core 3800+	NA	997	NA	618	NA	89	11	Mar 2009	NA	Desktop
AMD Athlon64 X2 Dual Core 4200+	NA	1006	NA	636	NA	89	11	Mar 2009	NA	Desktop
AMD Athlon64 X2 Dual Core 4600+	NA	1108	NA	603	NA	110	10	May 2009	NA	Desktop
AMD C-30	NA	310	NA	317	NA	9	34	May 2011	FT1	Laptop
AMD C-50	NA	462	NA	265	NA	9	51	Jan 2011	FT1	Laptop
AMD C-60	NA	448	NA	316	NA	9	49	Oct 2011	NA	Unknown
AMD C-60 APU	NA	542	NA	308	NA	9	60	Aug 2011	NA	Unknown
AMD C-70 APU	NA	572	NA	315	NA	9	63	Dec 2012	NA	Unknown
AMD E-240	NA	321	NA	349	NA	18	17	Feb 2011	FT1	Laptop
AMD E-300 APU	NA	614	NA	342	NA	18	34	Oct 2011	FT1	Laptop
AMD E-350	NA	746	NA	425	NA	18	41	Jan 2011	FT1	

July Special
20% OFF
TestLog

CPU Name	Price ¹	CPU Mark	CPU Value ²	Single Thread Mark	Single Thread Value ³	TDP (W)	Power Perf. ⁴	Test Date ⁵	Socket	Category
<input type="checkbox"/> AMD E-350 APU	NA								FT1 BGA	Laptop
<input type="checkbox"/> AMD E-350D APU	NA	719	NA	427	NA	18	39	Mar 2013	NA	Unknown
<input type="checkbox"/> AMD E-450 APU	NA	770	NA	430	NA	18	42	Aug 2011	FT1	Laptop
<input type="checkbox"/> AMD E1 Micro-6200T APU	NA	960	NA	552	NA	3.95	243	Oct 2014	FT3b	Laptop
<input type="checkbox"/> AMD E1-1200 APU	NA	666	NA	367	NA	18	37	Aug 2012	FT1	Laptop
<input type="checkbox"/> AMD E1-1500 APU	NA	690	NA	391	NA	18	38	Mar 2013	FT1	Laptop
<input type="checkbox"/> AMD E1-2100 APU	NA	627	NA	362	NA	9	69	Jul 2013	FT3	Laptop
<input type="checkbox"/> AMD E1-2200 APU	NA	767	NA	417	NA	9	85	Oct 2014	FT3	Laptop
<input type="checkbox"/> AMD E1-2500 APU	NA	886	NA	516	NA	15	59	Sep 2013	FT3	Laptop
<input type="checkbox"/> AMD E1-6010 APU	NA	841	NA	483	NA	10	84	Jul 2014	FT3b	Laptop
<input type="checkbox"/> AMD E1-6015 APU	NA	886	NA	524	NA	NA	NA	Jul 2015	BGA769 (FT3b)	Laptop
<input type="checkbox"/> AMD E1-7010 APU	NA	983	NA	538	NA	10	98	Jun 2016	BGA769 (FT3b)	Laptop
<input type="checkbox"/> AMD E2-1800 APU	NA	822	NA	448	NA	18	45	Jun 2012	FT1	Desktop
<input type="checkbox"/> AMD E2-2000 APU	NA	826	NA	458	NA	18	45	Mar 2013	BGA413,FT1	Laptop
<input type="checkbox"/> AMD E2-3000 APU	NA	1080	NA	634	NA	15	72	Feb 2014	FT3	Laptop
<input type="checkbox"/> AMD E2-3000M APU	\$20.00*	1097	54.88	600	30.05	35	31	Sep 2011	FS1	Laptop
<input type="checkbox"/> AMD E2-3200 APU	NA	1436	NA	800	NA	65	22	Dec 2011	FM1	Desktop
<input type="checkbox"/> AMD E2-3800 APU	NA	1614	NA	501	NA	15	107	Feb 2014	FT3	Laptop
<input type="checkbox"/> AMD E2-6110 APU	NA	1893	NA	576	NA	15	126	Oct 2014	AM1,FT3b	Laptop
<input type="checkbox"/> AMD E2-7110 APU	NA	2279	NA	699	NA	15	151	Oct 2015	FP4 BGA	Laptop

 AMD E2-9000

NA

1856

NA

996

NA

10

185

May 2017

NA

July Special
20% OFF
TestLog

CPU Name	Price ¹	CPU 1607 Mark	CPU NA Value ²	Single Thread 876 Mark	Single Thread NA Value ³	TDP 6 (W)	Power 267 Perf. ⁴	Test Jul 2017 Date ⁵	Socket	Category
AMD E2-9000e										
AMD E2-9010	NA	1921	NA	1052	NA	15	128	Jan 2017	FP4	Laptop
AMD Embedded R-Series RX-216GD	NA	2408	NA	1375	NA	15	160	May 2017	BGA (FP4)	Laptop
AMD Embedded R-Series RX-421BD	NA	4857	NA	1590	NA	35	138	Nov 2015	BGA (FP4)	Laptop
AMD FirePro A320 APU	NA	4540	NA	1432	NA	100	45	Aug 2016	FM2	Desktop
AMD FX-4100 Quad-Core	\$149.95	4051	27.02	1220	8.14	95	42	Oct 2011	AM3+	Desktop
AMD FX-4130 Quad-Core	\$76.99	4157	54.00	1250	16.24	125	33	Dec 2012	AM3+	Desktop
AMD FX-4150 Quad-Core	NA	4576	NA	1359	NA	125	36	Dec 2013	AM3+	Desktop
AMD FX-4170 Quad-Core	\$143.61*	4841	33.71	1400	9.75	125	38	Mar 2012	AM3+	Desktop
AMD FX-4200 Quad-Core	\$228.21*	4264	18.69	1207	5.29	125	34	Dec 2013	AM3+	Desktop
AMD FX-4300 Quad-Core	\$65.99	4651	70.49	1406	21.31	95	48	Dec 2012	AM3+	Desktop
AMD FX-4320	NA	4986	NA	1484	NA	95	52	Jan 2016	AM3+	Desktop
AMD FX-4330	NA	5196	NA	1504	NA	95	54	Dec 2015	AM3+	Desktop
AMD FX-4350 Quad-Core	\$57.95	5302	91.50	1527	26.35	125	42	Jun 2013	AM3+	Desktop
AMD FX-6100 Six-Core	\$189.99	5409	28.47	1184	6.23	95	56	Oct 2011	AM3+	Desktop
AMD FX-6120 Six-Core	NA	5748	NA	1285	NA	95	60	Jun 2012	AM3+	Desktop
AMD FX-6130 Six-Core	NA	6215	NA	1313	NA	125	49	Mar 2013	NA	Desktop
AMD FX-6200 Six-Core	\$115.00	6115	53.18	1304	11.34	125	48	Mar 2012	AM3+	Desktop
AMD FX-6300 Six-Core	\$79.99	6357	79.47	1406	17.58	95	66	Oct 2012	AM3+	Desktop
AMD FX-6330 Six-Core	NA	6755	NA	1459	NA	95	71	Nov 2016	NA	Unknown
AMD FX-6350 Six-Core	\$99.99	6968	69.69	1480	14.80	125	55	May 2013	AM3+	Desktop
AMD FX-670K Quad-Core	NA	4508	NA	1519	NA	65	69	Apr 2014	FM2	

July Special
20% OFF
TestLog

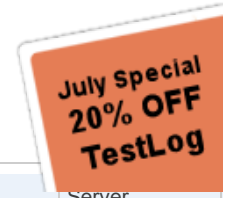
CPU Name	NA Price ¹	CPU Mark	CPU Value ²	Single Thread Mark	Single Thread Value ³	TDP (W)	Power Perf. ⁴	Test Date ⁵	EP3 Socket	Laptop Category
<input type="checkbox"/> AMD FX-7500 APU	NA	4216	NA	1253	NA	35	115	Oct 2014	FP3	Laptop
<input type="checkbox"/> AMD FX-7600P	NA	4045	NA	1253	NA	35	115	Jan 2015	FP3	Laptop
<input type="checkbox"/> AMD FX-7600P APU	NA	4627	NA	1511	NA	35	132	Oct 2014	FP3	Laptop
<input type="checkbox"/> AMD FX-770K Quad-Core	NA	4935	NA	1502	NA	65	75	Dec 2014	FM2+	Desktop
<input type="checkbox"/> AMD FX-8100 Eight-Core	\$142.00*	6080	42.82	1122	7.91	95	64	Jan 2012	AM3+	Desktop
<input type="checkbox"/> AMD FX-8120 Eight-Core	\$179.99	6587	36.60	1214	6.75	125	52	Oct 2011	AM3+	Desktop
<input type="checkbox"/> AMD FX-8140 Eight-Core	NA	5854	NA	971	NA	95	61	Mar 2012	AM3+	Desktop
<input type="checkbox"/> AMD FX-8150 Eight-Core	\$214.99*	7625	35.47	1334	6.21	125	61	Sep 2011	AM3+	Desktop
<input type="checkbox"/> AMD FX-8300 Eight-Core	\$101.30	7682	75.84	1395	13.78	95	80	Jan 2013	AM3+	Desktop
<input type="checkbox"/> AMD FX-8310 Eight-Core	NA	7723	NA	1399	NA	95	81	Oct 2014	AM3+	Desktop
<input type="checkbox"/> AMD FX-8320 Eight-Core	\$104.97	8020	76.41	1397	13.31	125	64	Oct 2012	AM3+	Desktop
<input type="checkbox"/> AMD FX-8320E Eight-Core	\$108.98	7513	68.94	1360	12.49	95	79	Oct 2014	AM3+	Desktop
<input type="checkbox"/> AMD FX-8350 Eight-Core	\$122.49	8943	73.01	1506	12.30	125	71	Oct 2012	AM3+	Desktop
<input type="checkbox"/> AMD FX-8370 Eight-Core	\$139.99	9004	64.33	1530	10.93	125	72	Sep 2014	AM3+	Desktop
<input type="checkbox"/> AMD FX-8370E Eight-Core	\$195.14	7768	39.81	1413	7.24	95	81	Sep 2014	AM3+	Desktop
<input type="checkbox"/> AMD FX-870K Quad Core	NA	5258	NA	1530	NA	NA	NA	Oct 2016	NA	Unknown
<input type="checkbox"/> AMD FX-8800P	NA	4183	NA	1440	NA	35	119	Aug 2015	FP4	Laptop
<input type="checkbox"/> AMD FX-9370 Eight-Core	\$149.99	9524	63.50	1618	10.79	220	43	Jul 2013	AM3+	Desktop
<input type="checkbox"/> AMD FX-9590 Eight-Core	\$129.99	10351	79.63	1740	13.39	220	47	Aug 2013	AM3+	Desktop
<input type="checkbox"/> AMD FX-9800P	NA	4056	NA	1397	NA	15	270	Jun 2016	NA	Laptop
<input type="checkbox"/> AMD FX-9830P	NA	4871	NA	1650	NA	35	139	Dec 2016	FP4	Laptop
<input type="checkbox"/> AMD FX-B4150 Quad-Core	NA	4611	NA	1361	NA	95	48	Feb 2013	AM3+	

July Special
20% OFF
TestLog

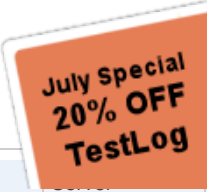
AMD G-T40E	NA	485	NA	277	NA	9	57	Aug 2011	FT1	Laptop
Price ¹	Mark	Value ²	Mark	Value ³	(W)	Perf. ⁴	Date ⁵	Socket	Category	
AMD G-T40N	NA	516	NA	NA	NA	9	57	Aug 2011	FT1	Laptop
AMD G-T44R	NA	227	NA	274	NA	9	25	Aug 2011	FT1	Laptop
AMD G-T48E	NA	716	NA	398	NA	18	39	Aug 2013	FT1	Laptop
AMD G-T52R	NA	303	NA	NA	NA	18	16	Nov 2011	FT1	Laptop
AMD G-T56E	NA	751	NA	440	NA	18	41	Jul 2013	FT1	Laptop
AMD G-T56N	NA	793	NA	445	NA	18	44	Mar 2011	FT1	Laptop
AMD Geode NX	NA	264	NA	NA	NA	NA	NA	Apr 2009	NA	Unknown
AMD Geode NX 1750	NA	291	NA	NA	NA	25	11	Sep 2009	NA	Unknown
AMD GX-210JA SOC	NA	401	NA	262	NA	6	66	Jun 2015	FT3 (769-BGA)	Laptop
AMD GX-212JC SOC	NA	744	NA	389	NA	6	124	Jul 2014	FT3b	Laptop
AMD GX-217GA SOC	NA	1106	NA	626	NA	15	73	Jan 2014	FT3 (769-BGA)	Laptop
AMD GX-218GL SOC	NA	1115	NA	704	NA	15	74	Mar 2017	BGA769 (FT3b)	Laptop
AMD GX-222GC SOC	NA	1237	NA	746	NA	15	82	Jul 2016	BGA769 (FT3b)	Laptop
AMD GX-412HC	NA	1462	NA	470	NA	7	208	Jan 2015	FT3b	Laptop
AMD GX-415GA SOC	NA	1940	NA	588	NA	15	129	Nov 2013	FT3 (769-BGA)	Laptop
AMD GX-420CA SOC	NA	2299	NA	711	NA	25	91	Dec 2013	FT3 (769-BGA)	Laptop
AMD GX-424CC SOC	NA	2431	NA	866	NA	25	97	Jul 2014	FT3b	Laptop
AMD K7	NA	403	NA	NA	NA	NA	NA	May 2009	NA	Unknown
AMD Opteron 1210	NA	923	NA	NA	NA	103	8	Apr 2009	AM2	Server
AMD Opteron 1210 HE	NA	971	NA	NA	NA	65	14	Jan 2011	AM2	Server
AMD Opteron 1212	\$290.00*	1015	3.50	542	1.87	103	9	Mar 2009	AM2	

July Special
20% OFF
TestLog

⊕ CPU Name	Price ¹	CPU	Value ²	Single Thread	Single Thread	TDP	Power	Test	Socket	Category
	\$	Mark	Value ²	Mark	Value ³	(W)	Perf. ⁴	Date ⁵		
⊕ AMD Opteron 1212 HE	NA	1308	NA	NA	NA	65	20	Mar 2012	AM2	Server
⊕ AMD Opteron 1214	\$290.00*	1191	4.11	683	2.99	63	19	Mar 2009	AM2	Server
⊕ AMD Opteron 1214 HE	NA	1299	NA	674	NA	65	19	Nov 2015	AM2	Server
⊕ AMD Opteron 1216	\$54.85*	1352	24.66	749	13.66	103	13	Feb 2009	AM2	Server
⊕ AMD Opteron 1216 HE	NA	1172	NA	704	NA	65	18	Jul 2012	AM2	Server
⊕ AMD Opteron 1218	NA	1468	NA	800	NA	103	14	May 2010	AM2	Server
⊕ AMD Opteron 1218 HE	NA	1444	NA	NA	NA	65	22	Aug 2010	AM2	Server
⊕ AMD Opteron 1220	NA	1653	NA	881	NA	103	16	Sep 2009	AM2	Server
⊕ AMD Opteron 1222	NA	1757	NA	938	NA	103	17	Jul 2010	AM2	Server
⊕ AMD Opteron 1352	\$135.99*	2368	17.42	757	5.57	75	31	Mar 2009	AM2	Server
⊕ AMD Opteron 1354	\$309.97*	2608	8.42	760	2.45	75	34	Mar 2009	AM2	Server
⊕ AMD Opteron 1356	\$89.99*	2765	30.73	840	9.34	75	36	May 2009	AM2	Server
⊕ AMD Opteron 1381	NA	3065	NA	914	NA	75	40	Apr 2012	AM3	Server
⊕ AMD Opteron 140	\$595.50*	396	0.67	NA	NA	84.7	4	Oct 2011	940	Server
⊕ AMD Opteron 142	NA	428	NA	NA	NA	84.7	5	Jul 2009	940	Server
⊕ AMD Opteron 144	\$65.00*	511	7.87	NA	NA	67	7	Nov 2008	939	Server
⊕ AMD Opteron 146	\$59.99*	532	8.87	615	10.26	67	7	Mar 2009	939	Server
⊕ AMD Opteron 148	NA	603	NA	681	NA	85.3	7	May 2009	939	Server
⊕ AMD Opteron 150	NA	604	NA	724	NA	85.3	7	Mar 2009	939	Server
⊕ AMD Opteron 152	NA	658	NA	749	NA	104	6	Jul 2009	939	Server
⊕ AMD Opteron 154	NA	703	NA	821	NA	104	6	Dec 2011	939	Server
⊕ AMD Opteron 165	\$53.99*	899	16.65	553	10.26	110	8	Jan 2009	939	Server
⊕ AMD Opteron 165	NA	1007	NA	620	NA	110	9	Feb 2009	939	Server



CPU Name	Price ¹	CPU Mark	CPU Value ²	Single Thread Mark	Single Thread Value ³	TDP (W)	Power Perf. ⁴	Test Date ²⁰⁰⁸	Socket 939	Category Server
AMD Opteron 170	NA	1097	NA	920	NA	110	9	FEB 2009	939	Server
AMD Opteron 175	NA	1232	9.49	733	5.65	110	11	Feb 2009	939	Server
AMD Opteron 180	\$129.95*	1232	9.49	733	5.65	110	11	Feb 2009	939	Server
AMD Opteron 185	NA	1371	NA	797	NA	110	12	Jan 2009	939	Server
AMD Opteron 2212	\$12.00	1270	105.89	NA	NA	95	13	Mar 2009	F (1207)	Server
AMD Opteron 2214	\$569.00*	1358	2.39	NA	NA	95	14	Apr 2009	F (1207)	Server
AMD Opteron 2214 HE	NA	1415	NA	NA	NA	68	20	Sep 2009	F (1207)	Server
AMD Opteron 2216	\$178.00*	1518	8.53	NA	NA	95	15	Apr 2009	F (1207)	Server
AMD Opteron 2218	\$32.42	1594	49.18	755	23.30	95	16	Mar 2009	F (1207)	Server
AMD Opteron 2220	\$381.90	1701	4.46	851	2.23	95	17	Apr 2009	F (1207)	Server
AMD Opteron 2220 SE	\$19.00	1398	73.58	798	42.00	119	11	Sep 2009	F (1207)	Server
AMD Opteron 2222	\$1,664.98*	1843	1.11	950	0.57	95	19	May 2013	F (1207)	Server
AMD Opteron 2224 SE	NA	1919	NA	NA	NA	119	16	Apr 2010	F (1207)	Server
AMD Opteron 2350	\$269.99*	2820	10.45	NA	NA	75	37	May 2009	F (1207)	Server
AMD Opteron 2356	\$69.83*	2814	40.30	777	11.14	75	37	Aug 2009	F (1207)	Server
AMD Opteron 2374 HE	\$189.99*	2951	15.53	NA	NA	55	53	Apr 2010	F (1207)	Server
AMD Opteron 2376	\$166.80*	2283	13.69	NA	NA	75	30	Mar 2009	F (1207)	Server
AMD Opteron 2378	\$179.00*	3179	17.76	847	4.73	75	42	Mar 2009	F (1207)	Server
AMD Opteron 2380	\$25.00*	2640	105.64	NA	NA	75	35	Mar 2009	F (1207)	Server
AMD Opteron 2384	\$840.00*	3538	4.21	972	1.16	75	47	Jul 2009	F (1207)	Server
AMD Opteron 2386 SE	NA	3538	NA	NA	NA	105	33	Mar 2009	F (1207)	Server
AMD Opteron 2393 SE	NA	2246	NA	1119	NA	105	21	Apr 2013	F (1207)	Server
AMD Opteron 2427	\$95.14*	3069	32.26	593	6.24	75	40	Jul 2011	F (1207)	Server



CPU Name	Price ¹	CPU Mark ²	CPU Value ²	Single Thread Mark ³	Single Thread Value ³	TDP (W)	Power Perf. ⁴	Test Date ⁵	Socket	Category
AMD Opteron 2431										
AMD Opteron 2435	\$120.40*	4708	39.11	912	7.58	75	62	Mar 2013	F (1207)	Server
AMD Opteron 246	\$108.95*	632	5.80	NA	NA	89	7	May 2009	940	Server
AMD Opteron 248	\$12.00	476	39.73	NA	NA	89	5	Mar 2009	940	Server
AMD Opteron 250	\$12.00*	649	54.10	NA	NA	85.3	7	Feb 2009	940	Server
AMD Opteron 252	\$63.36*	760	12.00	NA	NA	68	11	May 2009	940	Server
AMD Opteron 254	NA	693	NA	889	NA	68	10	Dec 2012	940	Server
AMD Opteron 256	NA	963	NA	NA	NA	92.6	10	Apr 2009	940	Server
AMD Opteron 265	\$159.95*	963	6.02	NA	NA	95	10	May 2009	940	Server
AMD Opteron 270	\$607.47*	1083	1.78	NA	NA	95	11	Aug 2012	940	Server
AMD Opteron 275	\$108.95	1291	11.85	685	6.29	95	13	Dec 2008	940	Server
AMD Opteron 280	\$796.67*	1272	1.60	755	0.95	95	13	Mar 2009	940	Server
AMD Opteron 285	NA	1470	NA	782	NA	95	15	Apr 2009	940	Server
AMD Opteron 290	\$135.00*	1464	10.85	876	6.49	95	15	Jun 2009	940	Server
AMD Opteron 3260 HE	NA	3259	NA	850	NA	45	72	Nov 2012	AM3+	Server
AMD Opteron 3280	\$273.18*	5330	19.51	875	3.20	65	82	Aug 2012	AM3+	Server
AMD Opteron 3320 EE	NA	2675	NA	774	NA	25	107	Jun 2016	AM3+	Server
AMD Opteron 3350 HE	NA	4009	NA	1263	NA	45	89	Jun 2013	NA	Server
AMD Opteron 3365	NA	5803	NA	1044	NA	65	89	Nov 2014	AM3+	Server
AMD Opteron 3380	\$809.00*	6384	7.89	1054	1.30	65	98	Apr 2013	NA	Server
AMD Opteron 4122	\$124.99	2942	23.55	NA	NA	95	30	Mar 2011	C32	
AMD Opteron 4162 EE	NA	3166	NA	587	NA	35	90	Jan 2015	F (1207)	



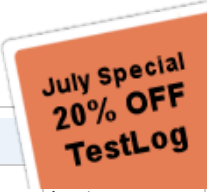
CPU Name	Price ¹	CPU Mark	CPU Value ²	Single Thread Mark	Single Thread Value ³	TDP (W)	Power Perf. ⁴	Test Date ⁵	Socket	Server Category
AMD Opteron 4184	\$519.95	4416	8.50	969	1.80	95	46	Aug 2011	Socket G34	Server
AMD Opteron 4280	\$456.44*	6430	14.09	1078	2.36	95	67	Feb 2014	Socket C32	Server
AMD Opteron 4284	\$357.30*	6660	18.64	1116	3.12	95	70	Feb 2013	Socket C32	Server
AMD Opteron 4332 HE	NA	5401	NA	1305	NA	65	83	Sep 2015	Socket C32	Server
AMD Opteron 4365 EE	NA	5025	NA	910	NA	40	125	Apr 2017	Socket C32	Server
AMD Opteron 6128	\$73.06	4624	63.30	694	9.51	115	40	Apr 2010	G34	Server
AMD Opteron 6134	\$595.95	2938	4.93	NA	NA	115	25	Dec 2010	G34	Server
AMD Opteron 6136	\$359.00	4631	12.90	533	1.49	115	40	Jun 2013	Socket G34	Server
AMD Opteron 6164 HE	NA	5351	NA	613	NA	85	62	Jun 2013	Socket G34	Server
AMD Opteron 6174	\$73.09	6171	84.43	780	10.68	115	53	May 2013	Socket G34	Server
AMD Opteron 6212	\$209.50*	5776	27.57	932	4.45	115	50	May 2013	Socket G34	Server
AMD Opteron 6234	\$399.99*	5979	14.95	756	1.89	115	51	Jan 2012	G34	Server
AMD Opteron 6238	\$1,088.11*	7316	6.72	890	0.82	115	63	Dec 2014	Socket G34	Server
AMD Opteron 6272	\$325.00	6748	20.77	695	2.14	115	58	Dec 2011	G34	Server
AMD Opteron 6274	\$908.95	4865	5.35	842	0.93	115	42	Feb 2012	G34	Server
AMD Opteron 6276	\$158.48	9011	56.86	1031	6.51	115	78	Mar 2013	Socket G34	Server
AMD Opteron 6282 SE	\$1,089.99*	9116	8.36	900	0.83	140	65	Feb 2013	NA	Server
AMD Opteron 6287 SE	NA	9595	NA	1046	NA	NA	NA	Jan 2015	G34	Server
AMD Opteron 6328	\$589.99	7813	13.24	1311	2.22	115	67	Jul 2013	NA	Server
AMD Opteron 6366 HE	NA	7503	NA	754	NA	85	88	Apr 2014	NA	Server
AMD Opteron 6376	\$560.00	9414	16.81	1098	1.96	115	81	Aug 2013	Socket G34	Server
AMD Opteron 6378	\$919.09	2152	2.34	995	1.08	115	18	Feb 2015	G34	Server

July Special
20% OFF
TestLog

AMD Opteron 6380	\$399.95 Price ¹	CPU ² Mark	CPU ¹ Value ²	Single Thread Mark	Single Thread Value ³	TDP (W)	Power Perf. ⁴	Test Date ⁵	G34 Socket	Server Category
AMD Opteron 6386 SE	\$2,407.51*	10748	4.46	1155	0.48	140	76	Jul 2014	Socket G34	Server
AMD Opteron 8354	\$12.00	2255	187.96	NA	NA	75	30	Aug 2009	F (1207)	Server
AMD Opteron 8439 SE	NA	3813	NA	907	NA	105	36	Feb 2013	F (1207)	Server
AMD Opteron X3421 APU	NA	5146	NA	1580	NA	35	147	Jun 2017	NA	Server
AMD Phenom 2 X4 12000	NA	3005	NA	NA	NA	NA	NA	Feb 2010	NA	Unknown
AMD Phenom 7950 Quad-Core	NA	2991	NA	NA	NA	NA	NA	Dec 2008	NA	Unknown
AMD Phenom 8250 Triple-Core	NA	1644	NA	635	NA	65	25	Sep 2009	NA	Desktop
AMD Phenom 8250e Triple-Core	\$46.99*	1602	34.10	619	13.18	65	24	Aug 2009	940	Desktop
AMD Phenom 8400 Triple-Core	NA	1646	NA	714	NA	95	17	Mar 2009	AM2+	Desktop
AMD Phenom 8450 Triple-Core	\$29.95*	1887	63.02	718	23.98	95	19	Dec 2008	AM2+	Desktop
AMD Phenom 8450e Triple-Core	NA	2035	NA	696	NA	65	31	Oct 2009	AM2+	Desktop
AMD Phenom 8600 Triple-Core	\$52.99*	1697	32.04	769	14.52	95	17	Feb 2009	AM2+	Desktop
AMD Phenom 8600B Triple-Core	\$52.99*	1939	36.61	757	14.30	95	20	Apr 2009	AM2+	Desktop
AMD Phenom 8650 Triple-Core	\$49.99*	1998	39.99	783	15.66	95	21	Dec 2008	AM2+	Desktop
AMD Phenom 8750 Triple-Core	NA	2072	NA	809	NA	95	21	Feb 2009	AM2+	Desktop
AMD Phenom 8750B Triple-Core	NA	2077	NA	799	NA	95	21	May 2009	AM2+	Desktop
AMD Phenom 8850 Triple-Core	NA	2109	NA	891	NA	95	22	Aug 2010	AM2+	Desktop
AMD Phenom 8850B Triple-Core	NA	2080	NA	890	NA	95	21	Sep 2010	NA	Desktop
AMD Phenom 9100e Quad-Core	\$39.95*	1847	46.24	620	15.53	65	28	Feb 2009	AM2+	Desktop
AMD Phenom 9150e Quad-Core	\$39.95*	2124	53.18	617	15.45	65	32	Feb 2009	AM2+	
AMD Phenom 9350e Quad-Core	\$194.99*	2320	11.90	671	3.45	65	35	Feb 2009	AM2+	



AMD Phenom 9450e Quad-Core	\$105.00*	2621	24.86	758	7.22	65	40	Mar 2010	AM2+	Desktop
CPU Name	Price ¹	Mark	Value ²	Single Thread Mark	Single Thread Value ³	TDP (W)	Power Perf. ⁴	Date ⁵	Socket	Category
AMD Phenom 9500 Quad-Core	\$89.96*	2217	24.66	755	8.39	95	23	Nov 2008	AM2+	Desktop
AMD Phenom 9550 Quad-Core	\$39.95*	2549	63.81	757	18.97	95	26	Dec 2008	AM2+	Desktop
AMD Phenom 9600 Quad-Core	\$89.80	2305	25.67	788	8.78	95	24	Dec 2008	AM2+	Desktop
AMD Phenom 9600B Quad-Core	\$147.19*	2577	17.51	786	5.34	95	27	Mar 2009	AM2+	Desktop
AMD Phenom 9650 Quad-Core	\$54.95	2638	48.02	786	14.32	95	27	Dec 2008	AM2+	Desktop
AMD Phenom 9750 Quad-Core	\$59.95*	2827	47.16	830	13.85	125	22	Dec 2008	AM2+	Desktop
AMD Phenom 9750B Quad-Core	NA	2709	NA	834	NA	95	28	Sep 2009	AM2+	Desktop
AMD Phenom 9850 Quad-Core	\$50.00*	2895	57.91	845	16.91	125	23	Nov 2008	AM2+	Desktop
AMD Phenom 9850B Quad-Core	NA	3160	NA	908	NA	95	33	May 2010	NA	Unknown
AMD Phenom 9950 Quad-Core	\$179.98*	3020	16.78	889	4.94	125	24	Nov 2008	AM2+	Desktop
AMD Phenom FX-5000 Quad-Core	NA	2518	NA	712	NA	65	38	Oct 2009	AM2+	Unknown
AMD Phenom FX-5200 Quad-Core	NA	2948	NA	805	NA	65	45	Dec 2010	AM3	Unknown
AMD Phenom FX-7750 Quad-Core	NA	3616	NA	NA	NA	95	38	Feb 2012	AM2+	Unknown
AMD Phenom II 42 TWKR Black Edition	NA	3489	NA	NA	NA	NA	NA	Feb 2010	NA	Unknown
AMD Phenom II N620 Dual-Core	\$39.86*	1677	42.07	910	22.85	35	47	Jun 2010	S1	Laptop
AMD Phenom II N640 Dual-Core	\$64.95*	1733	26.69	912	14.05	35	49	Oct 2010	S1	Laptop
AMD Phenom II N660 Dual-Core	\$99.00*	1851	18.70	969	9.79	35	52	Jan 2011	S1	Laptop
AMD Phenom II N830 3+1	NA	2652	NA	763	NA	35	75	Aug 2014	S1	Laptop
AMD Phenom II N830 Triple-Core	NA	1886	NA	677	NA	35	53	May 2010	S1	Laptop
AMD Phenom II N850 Triple-Core	\$25.00*	1948	77.92	729	29.19	35	55	Sep 2010	S1	Laptop
AMD Phenom II N870 Triple-Core	NA	1945	NA	706	NA	35	55	Mar 2011	S1	Laptop



AMD Phenom II N930 Quad-Core	\$99.86*	2266	22.70	640	6.42	35	64	Apr 2010	S1	Laptop
CPU Name	Price ¹	Mark	Value ²	Mark	Value ³	TDP (W)	Power Perf. ⁴	Test Date	Socket	Category
AMD Phenom II N950 Quad-Core	\$112.60*	Mark	Value ²	Mark	Value ³	(W)	Perf. ⁴	2010	S1	Laptop
AMD Phenom II N970 Quad-Core	\$149.99*	2524	16.83	722	4.82	35	72	Mar 2011	S1	Laptop
AMD Phenom II P650 Dual-Core	\$35.00*	1603	45.81	872	24.93	35	45	Feb 2011	S1	Laptop
AMD Phenom II P820 Triple-Core	NA	1611	NA	596	NA	25	64	Jul 2010	S1	Laptop
AMD Phenom II P840 Triple-Core	NA	1731	NA	625	NA	35	49	Oct 2010	S1	Laptop
AMD Phenom II P860 Triple-Core	NA	1759	NA	645	NA	35	50	Jan 2011	S1	Laptop
AMD Phenom II P920 Quad-Core	\$75.00*	1880	25.07	510	6.80	25	75	Jul 2010	S1	Laptop
AMD Phenom II P940 Quad-Core	NA	1808	NA	501	NA	35	51	Oct 2010	S1	Laptop
AMD Phenom II P960 Quad-Core	\$28.00*	2098	74.94	608	21.74	35	59	Feb 2011	S1	Laptop
AMD Phenom II X2 511	NA	2104	NA	1153	NA	65	32	Feb 2011	AM2+/AM3	Unknown
AMD Phenom II X2 521	NA	2090	NA	1124	NA	65	32	Jun 2011	AM2+/AM3	Unknown
AMD Phenom II X2 545	\$49.95*	1894	37.94	1020	20.43	80	23	Aug 2009	AM2+/AM3	Desktop
AMD Phenom II X2 550	\$133.39*	2028	15.20	1066	8.00	80	25	Jun 2009	AM2+/AM3	Desktop
AMD Phenom II X2 555	\$299.95*	2040	6.80	1069	3.57	80	25	Feb 2010	AM2+/AM3	Desktop
AMD Phenom II X2 560	\$119.95*	2042	17.03	1098	9.16	80	25	Oct 2010	AM2+/AM3	Unknown
AMD Phenom II X2 565	\$124.95*	2200	17.61	1111	8.89	80	27	Jan 2011	AM2+/AM3	Desktop
AMD Phenom II X2 570	NA	1960	NA	1212	NA	80	24	Dec 2015	AM3	Desktop
AMD Phenom II X2 B53	NA	1670	NA	944	NA	80	20	Nov 2009	AM3	Desktop
AMD Phenom II X2 B55	\$48.00*	1903	39.65	1031	21.49	80	23	Dec 2009	AM3	Desktop
AMD Phenom II X2 B57	NA	1884	NA	1050	NA	80	23	May 2010	NA	
AMD Phenom II X2 B59	\$59.95*	2144	35.78	1146	19.13	80	26	Jan 2012	AM2+/AM3	
AMD Phenom II X2 B55	NA	2249	NA	772	NA	65	34	Nov 2010	AM3	Desktop



AMD Phenom II X3 700e										
CPU Name	Price ¹	CPU Mark	CPU Value ²	Single Thread Mark	Single Thread Value ³	TDP (W)	Power Perf. ⁴	Test Date	Socket	Category
AMD Phenom II X3 705e	\$152.34*	2244	14.742	828	5.50	65	34	Jul 2009	AM3	Desktop
AMD Phenom II X3 710	\$84.53*	2447	28.96	907	10.74	95	25	Feb 2009	AM3	Desktop
AMD Phenom II X3 715	\$84.99*	2649	31.17	NA	NA	95	27	Nov 2010	AM2+	Desktop
AMD Phenom II X3 720	\$74.99*	2691	35.89	970	12.94	95	28	Feb 2009	AM3	Desktop
AMD Phenom II X3 740	\$88.99*	3002	33.75	1084	12.19	95	31	Jul 2010	NA	Unknown
AMD Phenom II X3 B73	\$75.00*	2749	36.66	980	13.07	95	28	Jul 2010	AM3	Desktop
AMD Phenom II X3 B75	NA	3155	NA	1077	NA	95	33	Aug 2009	AM3	Desktop
AMD Phenom II X3 B77	NA	3288	NA	1145	NA	95	34	Apr 2012	AM2+/AM3	Unknown
AMD Phenom II X4 805	\$173.99*	2999	17.24	869	5.00	95	31	Apr 2009	AM3	Desktop
AMD Phenom II X4 810	\$115.99*	3138	27.06	909	7.84	95	33	Feb 2009	AM3	Desktop
AMD Phenom II X4 820	\$89.99*	3427	38.09	979	10.88	95	36	Nov 2009	AM3	Desktop
AMD Phenom II X4 830	\$79.95*	3463	43.33	953	11.92	95	36	Jul 2010	AM2+/AM3	Unknown
AMD Phenom II X4 840	\$89.95*	3516	39.09	1101	12.24	95	37	Feb 2011	AM2+/AM3	Desktop
AMD Phenom II X4 840T	\$79.95*	3617	45.25	1037	12.98	95	38	Nov 2010	AM2+/AM3	Unknown
AMD Phenom II X4 850	\$111.49*	3546	31.81	1119	10.04	95	37	Jul 2011	AM2+/AM3	Unknown
AMD Phenom II X4 8700e	NA	2377	NA	NA	NA	NA	NA	Jul 2011	NA	Unknown
AMD Phenom II X4 900e	NA	2853	NA	842	NA	65	43	Nov 2010	AM3	Desktop
AMD Phenom II X4 905e	\$212.38*	3080	14.50	881	4.15	65	47	Jun 2009	AM3	Desktop
AMD Phenom II X4 910	\$100.00*	3268	32.68	908	9.09	95	34	Mar 2009	AM3	Desktop
AMD Phenom II X4 910e	\$156.99*	3307	21.07	920	5.86	65	50	May 2010	AM3	
AMD Phenom II X4 920	\$89.99*	3414	37.95	964	10.72	125	27	Jan 2009	AM2+	
AMD Phenom II X4 925	\$159.99*	3433	21.46	972	6.08	95	36	Mar 2009	AM3	



CPU Name	Price ¹	CPU Mark ¹	CPU 30.12 Value ²	Single Thread Mark ¹	Single Thread Value ³	TDP (W)	Power 28 Perf. ⁴	Test Jan 2009 Date ⁵	Socket	Category
AMD Phenom II X4 940	\$119.99	3614	12.82	1025	8.55	125	28	Jan 2009	AM3	Desktop
AMD Phenom II X4 945	\$287.89*	3690	12.82	1039	3.61	125	29	Apr 2009	AM3	Desktop
AMD Phenom II X4 955	\$130.16*	3960	30.43	1113	8.55	125	31	Mar 2009	AM3	Desktop
AMD Phenom II X4 960T	\$134.99*	3805	28.19	1135	8.41	95	40	Jun 2011	AM3	Desktop
AMD Phenom II X4 965	\$64.95	4216	64.92	1185	18.25	125	33	Aug 2009	AM3	Desktop
AMD Phenom II X4 970	\$186.37*	4380	23.50	1235	6.63	125	35	Sep 2010	AM3	Unknown
AMD Phenom II X4 973	NA	3759	NA	1067	NA	NA	NA	Aug 2010	NA	Unknown
AMD Phenom II X4 975	\$129.99*	4522	34.79	1262	9.71	125	36	Jan 2011	AM3	Unknown
AMD Phenom II X4 977	NA	3750	NA	1147	NA	95	39	Dec 2012	NA	Unknown
AMD Phenom II X4 980	\$136.64*	4527	33.13	1297	9.50	125	36	Jul 2011	AM3	Unknown
AMD Phenom II X4 B05e	NA	2781	NA	NA	NA	NA	NA	Sep 2012	NA	Unknown
AMD Phenom II X4 B15e	NA	2736	NA	872	NA	NA	NA	Nov 2010	AM2+/AM3	Desktop
AMD Phenom II X4 B25	NA	3477	NA	957	NA	NA	NA	Nov 2009	AM2+/AM3	Desktop
AMD Phenom II X4 B35	NA	3443	NA	993	NA	NA	NA	Nov 2009	AM2+/AM3	Desktop
AMD Phenom II X4 B40	NA	3422	NA	1036	NA	NA	NA	Feb 2010	NA	Desktop
AMD Phenom II X4 B45	NA	3491	NA	1046	NA	NA	NA	Sep 2009	NA	Unknown
AMD Phenom II X4 B50	NA	3719	NA	1096	NA	NA	NA	Jun 2009	AM2+/AM3	Desktop
AMD Phenom II X4 B55	NA	3878	NA	1115	NA	NA	NA	Feb 2010	AM2+/AM3	Desktop
AMD Phenom II X4 B60	NA	4065	NA	1156	NA	NA	NA	Oct 2010	NA	Unknown
AMD Phenom II X4 B65	NA	4177	NA	1186	NA	NA	NA	Jan 2011	AM2+/AM3	
AMD Phenom II X4 B70	NA	4261	NA	1190	NA	65	65	Jun 2016	AM2+ (938-pin)	
AMD Phenom II X4 B93	NA	3380	NA	976	NA	95	35	Dec 2010	AM3	



CPU Name	\$79.95* Price ¹	CPU Mark	CPU Value ²	Single Thread Mark	Single Thread Value ³	TDP (W)	Power Perf. ⁴	Test Date ⁵	AM3 Socket	Desktop Category
AMD Phenom II X4 B95	\$99.95*	3927	39.30	1121	11.22	95	41	Sep 2010	NA	Unknown
AMD Phenom II X4 B97										
AMD Phenom II X4 B99	NA	4206	NA	1170	NA	95	44	Oct 2011	NA	Unknown
AMD Phenom II X6 1035T	\$189.00*	4701	24.87	1016	5.38	95	49	May 2010	AM3	Desktop
AMD Phenom II X6 1045T	\$175.00*	4849	27.71	1071	6.13	95	51	Sep 2010	AM3	Desktop
AMD Phenom II X6 1055T	\$185.00*	5004	27.05	1111	6.01	125	40	Apr 2010	AM3	Desktop
AMD Phenom II X6 1065T	NA	5129	NA	1113	NA	95	53	Mar 2011	AM3	Desktop
AMD Phenom II X6 1075T	\$259.99*	5373	20.67	1194	4.59	125	42	Sep 2010	AM3	Desktop
AMD Phenom II X6 1090T	\$396.08*	5623	14.20	1220	3.08	125	44	Apr 2010	AM3	Desktop
AMD Phenom II X6 1100T	\$233.99*	5778	24.70	1254	5.36	125	46	Dec 2010	AM3	Desktop
AMD Phenom II X620 Dual-Core	NA	2189	NA	1173	NA	45	48	Feb 2013	S1	Laptop
AMD Phenom II X640 Dual-Core	NA	2021	NA	1001	NA	45	44	Apr 2012	S1	Unknown
AMD Phenom II X920 Quad-Core	NA	2638	NA	765	NA	45	58	Sep 2010	S1	Laptop
AMD Phenom II X940 Quad-Core	NA	2695	NA	640	NA	45	59	Aug 2014	S1	Laptop
AMD Phenom Ultra X4 24500	NA	3945	NA	NA	NA	NA	NA	May 2011	NA	Unknown
AMD Phenom X2 Dual-Core GE-4060	NA	1697	NA	NA	NA	NA	NA	Sep 2010	NA	Unknown
AMD Phenom X2 Dual-Core GE-5560	NA	2206	NA	NA	NA	NA	NA	Feb 2011	NA	Unknown
AMD Phenom X2 Dual-Core GE-7060	NA	1752	NA	1167	NA	NA	NA	Mar 2013	NA	Unknown
AMD Phenom X2 Dual-Core GP-5000	NA	1180	NA	NA	NA	NA	NA	Jan 2010	NA	Unknown
AMD Phenom X2 Dual-Core GP-7730	NA	1435	NA	958	NA	NA	NA	Mar 2009	NA	
AMD Phenom X3 8550	\$169.95*	1930	11.36	737	4.34	95	20	May 2009	AM2/AM2+	
AMD Phenom X4 Quad-Core GP-9500	NA	1757	NA	619	NA	95	18	Mar 2009	AM2+	

July Special
20% OFF
TestLog

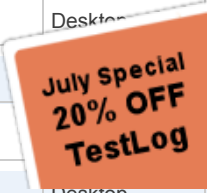
CPU Name	Price ¹	CPU Mark	CPU Value ²	Single Thread Mark	Single Thread Value ³	TDP (W)	Power Perf. ⁴	Test Date ⁵	Socket	Desktop Category
AMD Phenom X4 Quad-Core GP-9530	NA	2235	NA	665	NA	95	23	Jul 2009	AM2+	Desktop
AMD Phenom X4 Quad-Core GP-9600	NA	2812	NA	864	NA	NA	NA	Oct 2016	AM2+ (940-pin)	Desktop
AMD Phenom X4 Quad-Core GP-9730	NA	2715	NA	NA	NA	NA	NA	May 2009	NA	Desktop
AMD Phenom X4 Quad-Core GP-9830	NA	2690	NA	NA	NA	NA	NA	May 2012	NA	Desktop
AMD Phenom X4 Quad-Core GP-9930	NA	1211	NA	NA	NA	NA	NA	Jun 2009	NA	Unknown
AMD Phenom X4 Quad-Core GS-5560	NA	3648	NA	1280	NA	15	243	Nov 2015	BGA (FP4)	Laptop
AMD PRO A10-8700B	NA	4075	NA	1414	NA	NA	NA	Dec 2016	NA	Laptop
AMD PRO A10-8730B	NA	5653	NA	1658	NA	65	86	Nov 2015	FM2+	Desktop
AMD PRO A10-8750B	NA	5742	NA	1796	NA	65	88	Jan 2017	AM4	Desktop
AMD PRO A10-8770	NA	4881	NA	1648	NA	35	139	Jan 2017	AM4	Desktop
AMD PRO A10-8770E	NA	5848	NA	1732	NA	95	61	Jan 2016	FM2+	Desktop
AMD PRO A10-8850B	NA	5742	33.98	1758	10.41	65	88	Nov 2016	AM4	Desktop
AMD PRO A10-9700	\$169.00*	5083	36.57	1640	11.80	35	145	Jul 2016	AM4	Desktop
AMD PRO A10-9700E	NA	4201	NA	1439	NA	15	280	Sep 2015	FP4	Laptop
AMD PRO A12-8800B	NA	6177	NA	1918	NA	65	95	Jan 2017	AM4	Desktop
AMD PRO A12-8870	NA	4814	NA	1688	NA	35	137	Nov 2016	AM4	Desktop
AMD PRO A12-8870E	NA	6199	36.68	1917	11.34	65	95	Jan 2017	AM4	Desktop
AMD PRO A12-9800	\$169.00*	4312	NA	1578	NA	15	287	Jul 2016	FP4	Laptop
AMD PRO A12-9800B	NA	4842	28.65	1633	9.66	35	138	Jan 2017	AM4	
AMD PRO A12-9800E	\$169.00*	2833	NA	948	NA	15	188	Jun 2016	FT3b	
AMD PRO A4-3350B APU	NA	2881	NA	1678	NA	65	44	Feb 2016	FM2+	
AMD PRO A4-8350B	NA									



+	AMD PRO A6-8500B	NA	2516	NA	1370	15	67	Test 2016	FP4	Laptop
+	AMD PRO A6-8530B	NA	2452	NA	1431	15	163	Jan 2017	FP4	Laptop
+	AMD PRO A6-8550B	NA	3042	NA	1676	65	46	Jun 2016	FM2+	Desktop
+	AMD PRO A6-8570	NA	3264	NA	1820	65	50	Jan 2017	AM4	Desktop
+	AMD PRO A6-8570E	NA	2906	NA	1589	35	83	Jan 2017	NA	Desktop
+	AMD PRO A6-9500	\$74.00*	3262	44.09	1807	65	50	Jan 2017	AM4	Desktop
+	AMD PRO A6-9500B	NA	2382	NA	1382	15	158	Mar 2017	FP4	Laptop
+	AMD PRO A6-9500E	\$74.00*	2752	37.20	1600	35	78	Jan 2017	AM4	Desktop
+	AMD PRO A8-8600B	NA	3802	NA	1293	15	253	Nov 2015	BGA (FP4)	Laptop
+	AMD PRO A8-8650B	NA	5458	NA	1603	65	83	Nov 2015	FM2+	Desktop
+	AMD PRO A8-9600	\$119.00*	5342	44.89	1619	65	82	Sep 2016	AM4	Desktop
+	AMD PRO A8-9600B	NA	4046	NA	1430	15	269	Jan 2017	FP4	Laptop
+	AMD QC-4000	NA	1642	NA	507	15	109	Jun 2015	FT3	Laptop
+	AMD R-260H APU	NA	1576	NA	851	17	92	Jan 2017	BGA827 (FP2)	Laptop
+	AMD R-460L APU	NA	1954	NA	732	25	78	Feb 2015	BGA827 (FP2)	Laptop
+	AMD R-464L APU	NA	2976	NA	1015	35	85	Aug 2012	FS1r2	Unknown
+	AMD RX-427BB	NA	4470	NA	1429	35	127	Mar 2015	FP3	Laptop
+	AMD Ryzen 3 1200	NA	7029	NA	1704	65	108	Jun 2017	AM4	Desktop
+	AMD Ryzen 5 1400	\$159.99	8471	52.95	1703	65	130	Apr 2017	AM4	Desktop
+	AMD Ryzen 5 1500X	\$189.00	10730	56.77	1882	65	165	Apr 2017	AM4	Desktop
+	AMD Ryzen 5 1600	\$209.99	12365	58.89	1831	65	190	Mar 2017	AM4	Desktop
+	AMD Ryzen 5 1600X	\$238.00	13120	55.13	1939	95	138	Apr 2017	AM4	Desktop



CPU Name	Price ¹	10599 CPU Mark	NA CPU Value ²	2019 Single Thread Mark	NA Single Thread Value ³	65 TDP (W)	163 Power Perf. ⁴	Jul 2017 Test Date ⁵	AM4 Socket	Desktop Category
AMD Ryzen 5 PRO 1500	NA	10599	NA	2019	NA	65	163	Jul 2017	AM4	Desktop
AMD Ryzen 7 1700	\$290.89	13815	47.49	1736	5.96	65	163	Mar 2017	AM4	Desktop
AMD Ryzen 7 1700X	\$313.89	14680	46.77	1872	5.96	95	154	Mar 2017	AM4	Desktop
AMD Ryzen 7 1800X	\$419.99	15404	36.68	1955	4.66	95	162	Feb 2017	AM4	Desktop
AMD Ryzen 7 PRO 1700X	NA	15823	NA	2047	NA	NA	NA	Jun 2017	AM4	Desktop
AMD Sempron 130	\$24.99*	656	26.29	713	28.56	45	14	Apr 2012	AM2+/AM3	Unknown
AMD Sempron 140	\$39.59*	738	18.65	839	21.20	45	16	Aug 2009	AM3	Desktop
AMD Sempron 145	\$94.92	800	8.43	882	9.30	45	17	Oct 2010	AM3	Desktop
AMD Sempron 150	\$44.95	654	14.55	780	17.37	45	14	Apr 2011	AM3	Desktop
AMD Sempron 200U	\$87.00*	267	3.08	NA	NA	8	33	May 2011	NA	Unknown
AMD Sempron 2100+	NA	392	NA	NA	NA	8	49	Oct 2009	NA	Unknown
AMD Sempron 210U	NA	382	NA	444	NA	15	25	Jul 2009	NA	Unknown
AMD Sempron 2200+	\$29.99*	281	9.38	427	14.25	NA	NA	Jan 2009	Socket A	Desktop
AMD Sempron 2300+	\$45.00*	318	7.07	483	10.73	NA	NA	Mar 2009	Socket A	Desktop
AMD Sempron 2400+	\$27.00*	313	11.62	492	18.26	NA	NA	Dec 2008	Socket A	Desktop
AMD Sempron 2500+	\$79.95*	340	4.26	463	5.80	NA	NA	Mar 2009	Socket A	Desktop
AMD Sempron 2600+	\$29.95	374	12.49	470	15.71	NA	NA	Dec 2008	Socket A	Desktop
AMD Sempron 2650 APU	\$35.57	915	25.73	533	15.00	25	36	Apr 2014	AM1,FSB1	Desktop
AMD Sempron 2800+	\$104.07*	384	3.70	486	4.68	62	6	Dec 2008	AM2	Desktop
AMD Sempron 3000+	\$49.95	407	8.17	512	10.26	62	6	Dec 2008	AM2	Desktop
AMD Sempron 3100+	\$60.00*	452	7.53	539	8.99	62	7	Mar 2009	754	Desktop
AMD Sempron 3200+	\$13.00	401	30.91	482	37.14	62	6	Jan 2009	AM2	Desktop
AMD Sempron 3300+	\$20.00	484	16.14	605	20.19	62	7	Dec 2008	754	Desktop



CPU Name	Price ¹	CPU Mark	CPU Value ²	Single Thread Mark	Single Thread Value ³	TDP (W)	Power Perf. ⁴	Test Date ²⁰⁰⁸	Socket AM2	Category Desktop
AMD Sempron 3300+	\$39.99	404	18.17	500	20.19	62	7	Dec 2008	AM2	Desktop
AMD Sempron 3400+	\$29.91	402	14.98	501	17.46	62	6	Mar 2009	AM2	Desktop
AMD Sempron 3500+	\$166.80*	402	2.41	501	3.01	62	6	Mar 2009	AM2	Desktop
AMD Sempron 3600+	\$12.00	489	40.78	566	47.24	62	7	Mar 2009	AM2	Desktop
AMD Sempron 3800+	\$21.00	554	26.39	649	30.93	62	8	Dec 2008	AM2	Desktop
AMD Sempron 3850 APU	\$41.98	1689	40.25	512	12.20	25	67	Apr 2014	AM1,FS1b	Desktop
AMD Sempron Dual Core 2100	\$39.00*	869	22.29	554	14.22	65	13	Mar 2009	NA	Unknown
AMD Sempron Dual Core 2200	NA	995	NA	578	NA	65	15	May 2009	NA	Unknown
AMD Sempron Dual Core 2300	\$41.99*	982	23.39	621	14.81	65	15	Sep 2009	NA	Unknown
AMD Sempron Dual Core 4700	NA	948	NA	NA	NA	NA	NA	Mar 2009	NA	Unknown
AMD Sempron Dual Core 4900	NA	1081	NA	NA	NA	NA	NA	Aug 2010	NA	Unknown
AMD Sempron LE-1100	NA	433	NA	520	NA	45	9	Mar 2009	AM2	Desktop
AMD Sempron LE-1150	NA	434	NA	552	NA	45	9	Mar 2009	AM2	Desktop
AMD Sempron LE-1200	NA	527	NA	607	NA	45	11	Mar 2009	AM2	Desktop
AMD Sempron LE-1250	\$28.99*	540	18.64	600	20.70	45	12	Feb 2009	AM2	Desktop
AMD Sempron LE-1300	\$12.00	617	51.46	644	53.68	45	13	May 2009	AM2	Desktop
AMD Sempron LE-1600	NA	535	NA	NA	NA	NA	NA	Jul 2009	NA	Unknown
AMD Sempron LE-1620	NA	635	NA	NA	NA	NA	NA	Mar 2009	NA	Unknown
AMD Sempron LE-1640	NA	759	NA	NA	NA	45	16	Oct 2012	AM2	Unknown
AMD Sempron LE-250	NA	490	NA	NA	NA	NA	NA	Dec 2011	NA	Unknown
AMD Sempron M100	\$12.00	554	46.22	607	50.64	NA	NA	Nov 2009	NA	
AMD Sempron M120	NA	574	NA	622	NA	25	22	Feb 2010	S1	
AMD Sempron SL40	\$12.00	437	36.49	534	44.52	25	17	Mar 2009	S1	



AMD Sempron SI-42	Price ¹	CPU Mark ²	CPU 37.78 Value ²	Single Thread 531 Mark	Single Thread 44.29 Value ³	TDP 25 (W)	Power 18 Perf. ⁴	Test Mar 2009 Date ⁵	Socket	Category
AMD Sempron SI-42										
AMD Sempron X2 180	\$69.40*	1222	17.62	679	9.80	45	27	Dec 2011	NA	Unknown
AMD Sempron X2 190	\$83.44*	1529	18.33	874	10.48	45	33	Jun 2012	AM2+/AM3	Unknown
AMD Sempron X2 198 Dual-Core	NA	1413	NA	851	NA	65	21	May 2015	FM1	Desktop
AMD Turion 64 Mobile MK-36	NA	466	NA	542	NA	31	15	Jan 2009	S1	Laptop
AMD Turion 64 Mobile MK-38	NA	505	NA	608	NA	31	16	Mar 2009	S1	Laptop
AMD Turion 64 Mobile ML-28	NA	390	NA	482	NA	25	15	Mar 2009	754	Laptop
AMD Turion 64 Mobile ML-30	NA	403	NA	484	NA	35	11	Mar 2009	754	Laptop
AMD Turion 64 Mobile ML-32	NA	410	NA	510	NA	35	11	Dec 2008	754	Laptop
AMD Turion 64 Mobile ML-34	NA	425	NA	505	NA	35	12	Feb 2009	754	Laptop
AMD Turion 64 Mobile ML-37	\$196.50*	447	2.28	549	2.80	35	12	Mar 2009	754	Laptop
AMD Turion 64 Mobile ML-40	NA	520	NA	648	NA	35	14	Feb 2009	754	Laptop
AMD Turion 64 Mobile ML-42	NA	615	NA	699	NA	35	17	May 2009	754	Laptop
AMD Turion 64 Mobile ML-44	NA	591	NA	721	NA	35	16	Mar 2009	754	Laptop
AMD Turion 64 Mobile MT-28	NA	419	NA	NA	NA	25	16	Jul 2009	754	Laptop
AMD Turion 64 Mobile MT-30	NA	378	NA	451	NA	25	15	Mar 2009	754	Laptop
AMD Turion 64 Mobile MT-32	NA	426	NA	533	NA	24	17	Mar 2009	754	Laptop
AMD Turion 64 Mobile MT-34	NA	429	NA	504	NA	24	17	Mar 2009	754	Laptop
AMD Turion 64 Mobile MT-37	NA	484	NA	583	NA	25	19	Mar 2009	754	Laptop
AMD Turion 64 Mobile MT-40	NA	536	NA	NA	NA	25	21	Sep 2009	754	Laptop
AMD Turion 64 X2 Mobile TL-50	\$17.95*	754	42.01	465	25.94	31	24	Feb 2009	S1	Laptop
AMD Turion 64 X2 Mobile TL-52	NA	762	NA	470	NA	31	24	Feb 2009	S1	Laptop

July Special
20% OFF
TestLog

CPU Name	Price	CPU Mark	CPU Value ²	Single Thread Mark	Single Thread Value ³	TDP (W)	Power Perf. ⁴	Test Date ⁵	Socket	Category
AMD Turion 64 X2 Mobile TL-56	\$20.00*	880	44.01	532	26.64	31	28	Feb 2009	S1	Laptop
AMD Turion 64 X2 Mobile TL-58	NA	947	NA	557	NA	31	30	Feb 2009	S1	Laptop
AMD Turion 64 X2 Mobile TL-60	\$18.05*	988	54.74	589	32.64	31	31	Feb 2009	S1	Laptop
AMD Turion 64 X2 Mobile TL-62	\$311.00*	1093	3.52	620	2.00	35	31	Mar 2009	S1	Laptop
AMD Turion 64 X2 Mobile TL-64	\$39.39*	1126	28.59	654	16.63	35	32	Mar 2009	S1	Laptop
AMD Turion 64 X2 Mobile TL-66	\$378.00*	1122	2.97	647	1.71	35	32	Apr 2009	S1	Laptop
AMD Turion 64 X2 Mobile TL-68	\$90.00*	1149	12.77	686	7.63	35	32	Mar 2009	S1	Laptop
AMD Turion Dual-Core RM-70	\$15.00*	895	59.70	545	36.39	31	28	Dec 2008	S1	Laptop
AMD Turion Dual-Core RM-72	\$38.00*	839	22.09	486	12.81	35	23	Feb 2009	S1	Laptop
AMD Turion Dual-Core RM-74	NA	1016	NA	542	NA	35	29	Jan 2014	S1	Laptop
AMD Turion Dual-Core RM-75	\$27.95*	925	33.13	464	16.62	35	26	Aug 2009	S1	Laptop
AMD Turion II Dual-Core Mobile M500	NA	1308	NA	744	NA	35	37	Oct 2009	S1	Laptop
AMD Turion II Dual-Core Mobile M520	\$69.10*	1303	18.86	736	10.66	35	37	Oct 2009	S1	Laptop
AMD Turion II Dual-Core Mobile M540	NA	1307	NA	801	NA	35	37	Aug 2011	S1	Laptop
AMD Turion II N530 Dual-Core	\$30.00*	1583	52.78	859	28.64	35	45	Jun 2010	S1	Laptop
AMD Turion II N550 Dual-Core	NA	1521	NA	781	NA	35	43	Mar 2011	S1	Laptop
AMD Turion II Neo K625 Dual-Core	NA	973	NA	507	NA	15	64	Jun 2010	S1	Laptop
AMD Turion II Neo K685 Dual-Core	NA	1186	NA	639	NA	15	79	Jan 2011	BGA812	Laptop
AMD Turion II Neo N40L Dual-Core	NA	912	NA	498	NA	15	60	Dec 2011	BGA812	Laptop
AMD Turion II Neo N54L Dual-Core	NA	1376	NA	718	NA	25	55	Oct 2011	BGA812	Laptop
AMD Turion II P520 Dual-Core	NA	1363	NA	758	NA	25	54	Jun 2010	S1	Laptop
AMD Turion II P540 Dual-Core	\$49.96*	1449	29.02	776	15.55	35	41	Sep 2010	S1	Laptop

July Special
20% OFF
TestLog

AMD Turion II P560 Dual-Core CPU Name	NA Price ¹	CPU Mark	GPU Value ²	Single Thread Mark	Single Thread Value ³	TDP (W)	Power Perf. ⁴	Test Date ⁵	S1 Socket	Laptop Category
AMD Turion II Ultra Dual-Core Mobile M600	\$23.00*	1393	60.59	785	34.17	35	39	Oct 2009	S1	Laptop
AMD Turion II Ultra Dual-Core Mobile M620	NA	1421	NA	801	NA	35	40	Feb 2010	S1	Laptop
AMD Turion II Ultra Dual-Core Mobile M640	NA	1669	NA	916	NA	35	47	Nov 2009	S1	Laptop
AMD Turion II Ultra Dual-Core Mobile M660	NA	1533	NA	898	NA	35	43	Mar 2010	S1	Laptop
AMD Turion Neo X2 Dual Core L625	NA	816	NA	458	NA	18	45	Jun 2009	ASB1	Laptop
AMD Turion X2 Dual Core L510	NA	871	NA	NA	NA	20	43	Jul 2010	ASB1	Laptop
AMD Turion X2 Dual Core Mobile RM-70	\$132.56*	939	7.08	497	3.75	31	30	Nov 2009	S1	Laptop
AMD Turion X2 Dual Core Mobile RM-76	NA	1041	NA	628	NA	35	29	Sep 2009	S1	Laptop
AMD Turion X2 Dual-Core Mobile RM-70	NA	995	NA	549	NA	31	32	Mar 2009	S1	Laptop
AMD Turion X2 Dual-Core Mobile RM-72	\$224.26*	1088	4.85	598	2.67	35	31	Nov 2008	S1	Laptop
AMD Turion X2 Dual-Core Mobile RM-74	\$24.95*	1061	42.56	571	22.90	35	30	Apr 2009	S1	Laptop
AMD Turion X2 Dual-Core Mobile RM-75	NA	1148	NA	603	NA	35	32	May 2009	S1	Laptop
AMD Turion X2 Dual-Core Mobile RM-77	NA	1230	NA	662	NA	35	35	Jul 2009	S1	Laptop
AMD Turion X2 Ultra Dual-Core Mobile ZM-80	\$13.00*	1010	77.73	558	42.97	32	31	Mar 2009	S1	Laptop
AMD Turion X2 Ultra Dual-Core Mobile ZM-82	NA	1068	NA	578	NA	35	30	Feb 2009	S1	Laptop
AMD Turion X2 Ultra Dual-Core Mobile ZM-84	\$12.84	1212	94.46	632	49.27	35	34	Feb 2009	S1	Laptop
AMD Turion X2 Ultra Dual-Core Mobile ZM-85	NA	1232	NA	665	NA	35	35	Aug 2009	S1	Laptop

July Special
20% OFF
TestLog

AMD Turion X2 Ultra Dual-Core Mobile ZM-86 CPU Name	\$29.95* Price ¹	1370 CPU Mark	33.66 CPU Value ²	616 Single Thread Mark	50.59 Single Thread Value ³	35 TDP (W)	36 Power Perf. ⁴	Test Date ⁵	2009 S1 Socket	Laptop Category
AMD Turion X2 Ultra Dual-Core Mobile ZM-87	\$39.95*	1344	33.66	695	17.42	35	38	Apr 2009	S1	Laptop
AMD TurionX2 Dual Core Mobile RM-70	NA	979	NA	567	NA	31	31	Feb 2009	S1	Laptop
AMD TurionX2 Dual Core Mobile RM-72	NA	1112	NA	610	NA	35	31	Apr 2009	S1	Laptop
AMD TurionX2 Ultra DualCore Mobile ZM-85	NA	1454	NA	624	NA	35	41	Feb 2014	S1	Laptop
AMD V105	NA	274	NA	294	NA	9	30	Oct 2010	BGA812	Laptop
AMD V120	NA	631	NA	669	NA	25	25	Jun 2010	S1	Laptop
AMD V140	\$13.00*	640	49.27	692	53.31	25	25	Oct 2010	S1	Laptop
AMD V160	NA	680	NA	724	NA	25	27	Jan 2011	S1	Laptop
AMD Z-01	NA	523	NA	244	NA	NA	NA	Dec 2011	NA	Unknown
AMD Z-60 APU	NA	485	NA	271	NA	4.5	107	Mar 2013	FT1	Laptop
AMD-K6 3D	NA	90	NA	NA	NA	NA	NA	Oct 2011	NA	Unknown
AMD-K6-III	NA	108	NA	NA	NA	NA	NA	Jul 2010	NA	Unknown
AMD-K7	NA	403	NA	NA	NA	NA	NA	Mar 2009	NA	Unknown
Athlon 64 Dual Core 3800+	NA	1234	NA	570	NA	35	35	May 2014	NA	Unknown
Athlon 64 Dual Core 4200+	NA	1156	NA	NA	NA	89	12	Nov 2009	NA	Unknown
Athlon 64 Dual Core 4800+	NA	1370	NA	NA	NA	110	12	Oct 2010	AM2	Desktop
Athlon 64 Dual Core 5000+	NA	1497	NA	779	NA	89	16	Mar 2009	NA	Desktop
Athlon 64 Dual Core 5400+	NA	1614	NA	NA	NA	89	18	Mar 2011	NA	
Athlon 64 Dual Core 5600+	NA	1548	NA	886	NA	89	17	Feb 2010	NA	
Athlon Dual Core 4050e	NA	968	NA	633	NA	45	21	Oct 2009	AM2	



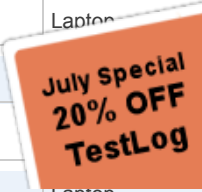
CPU Name	NA Price ¹	CPU Mark	CPU Value ²	Single Thread Mark	Single Thread Value ³	TDP (W)	Power Perf. ⁴	Test Date ⁵	AM2 Socket	Desktop Category
+	+	+	+	+	+	+	+	+	+	+
Dual Core 4450e	NA	1327	NA	765	NA	45	29	Dec 2009	AM2	Desktop
+	+	+	+	+	+	+	+	+	+	+
Athlon Dual Core 4850e	NA	2837	NA	NA	NA	95	29	Apr 2009	AM2	Desktop
+	+	+	+	+	+	+	+	+	+	+
Celeron Dual-Core Q8300 @ 2.50GHz	NA	1083	NA	729	NA	35	30	Sep 2009	PGA478	Laptop
+	+	+	+	+	+	+	+	+	+	+
Celeron Dual-Core T3000 @ 1.80GHz	NA	1179	NA	769	NA	35	33	Oct 2009	BGA479	Laptop
+	+	+	+	+	+	+	+	+	+	+
Celeron Dual-Core T3100 @ 1.90GHz	NA	1210	NA	797	NA	35	34	Jul 2010	µFCPGA-478	Laptop
+	+	+	+	+	+	+	+	+	+	+
Celeron Dual-Core T3300 @ 2.00GHz	NA	1284	NA	843	NA	35	36	Nov 2010	PGA478	Laptop
+	+	+	+	+	+	+	+	+	+	+
Celeron Dual-Core T3500 @ 2.10GHz	NA	1206	NA	748	NA	103	11	Aug 2016	AM2	Server
+	+	+	+	+	+	+	+	+	+	+
Dual-Core AMD Opteron 1220 SE	\$504.27*	2178	4.32	776	1.54	NA	NA	Nov 2014	NA	Unknown
+	+	+	+	+	+	+	+	+	+	+
HP Hexa-Core 2.0GHz	NA	857	NA	NA	NA	NA	NA	Dec 2009	NA	Unknown
+	+	+	+	+	+	+	+	+	+	+
Intel 1300 @ 1.66GHz	NA	980	NA	NA	NA	NA	NA	Sep 2011	NA	Unknown
+	+	+	+	+	+	+	+	+	+	+
Intel 1400 @ 1.83GHz	NA	1024	NA	NA	NA	NA	NA	Apr 2009	NA	Unknown
+	+	+	+	+	+	+	+	+	+	+
Intel 1500 @ 2.00GHz	NA	308	NA	240	NA	4	77	Mar 2009	BGA437	Desktop
+	+	+	+	+	+	+	+	+	+	+
Intel Atom 230 @ 1.60GHz	NA	592	NA	251	NA	8	74	Feb 2009	BGA437	Desktop
+	+	+	+	+	+	+	+	+	+	+
Intel Atom 330 @ 1.60GHz	NA	898	NA	359	NA	7	128	Oct 2014	FCBGA1283	Laptop
+	+	+	+	+	+	+	+	+	+	+
Intel Atom C2338 @ 1.74GHz	NA	961	NA	448	NA	7	137	Jun 2016	FCBGA1283	Laptop
+	+	+	+	+	+	+	+	+	+	+
Intel Atom C2358 @ 1.74GHz	NA	2329	NA	595	NA	14	166	Aug 2014	FCBGA1283	Server
+	+	+	+	+	+	+	+	+	+	+
Intel Atom C2550 @ 2.40GHz	NA	2169	15.95	550	4.05	15	144	Jul 2015	BGA 1283	Laptop
+	+	+	+	+	+	+	+	+	+	+
Intel Atom C2558 @ 2.40GHz	\$136.00*	3800	16.38	578	2.49	20	190	Mar 2014	FCBGA1283	Server
+	+	+	+	+	+	+	+	+	+	+
Intel Atom C2750 @ 2.40GHz	NA	3344	NA	447	NA	20	167	Jun 2015	BGA 1283	Server
+	+	+	+	+	+	+	+	+	+	+
Intel Atom C2750 @ 2.41GHz	\$212.40*	3162	14.89	512	2.41	20	158	Jul 2015	BGA 1283	Server
+	+	+	+	+	+	+	+	+	+	+
Intel Atom C2758 @ 2.40GHz	NA	406	NA	290	NA	10	40	Apr 2012	BGA559	Server



CPU Name	Price ¹	Mark ¹	Value ²	Mark ³	Value ³	TDP (W)	Power Perf. ⁴	Date ⁵	Socket	Category
Intel Atom D2550 @ 1.86GHz	NA	711	NA	325	NA	10	71	Dec 2013	NA	Desktop
Intel Atom D2560 @ 2.00GHz	NA	839	NA	350	NA	10	83	Dec 2011	BGA559	Desktop
Intel Atom D2700 @ 2.13GHz	NA	720	NA	342	NA	10	72	May 2013	BGA559	Laptop
Intel Atom D410 @ 1.66GHz	\$635.99*	310	0.49	254	0.40	10	31	Feb 2010	BGA559	Desktop
Intel Atom D425 @ 1.80GHz	\$992.98*	343	0.35	275	0.28	10	34	Jan 2011	BGA559	Desktop
Intel Atom D510 @ 1.66GHz	\$97.16*	654	6.73	264	2.72	13	50	Jan 2010	BGA559	Desktop
Intel Atom D525 @ 1.80GHz	NA	701	NA	283	NA	13	53	Jun 2010	BGA559	Desktop
Intel Atom E3815 @ 1.46GHz	\$129.99	362	2.79	315	2.43	5	72	May 2014	FCBGA1170	Desktop
Intel Atom E3825 @ 1.33GHz	\$73.13*	564	7.72	278	3.81	6	94	Jun 2014	FCBGA1170	Desktop
Intel Atom E3826 @ 1.46GHz	NA	489	NA	312	NA	7	69	Jun 2016	FCBGA1170	Laptop
Intel Atom E3827 @ 1.74GHz	NA	849	NA	397	NA	8	106	Mar 2016	FCBGA1170	Laptop
Intel Atom E3840 @ 1.91GHz	NA	1162	NA	396	NA	NA	NA	Jan 2014	NA	Unknown
Intel Atom E3845 @ 1.91GHz	NA	1466	NA	397	NA	10	146	May 2014	FCBGA1170	Desktop
Intel Atom E3950 @ 1.60GHz	NA	2034	NA	708	NA	12	169	Nov 2016	BGA1296	Laptop
Intel Atom E660 @ 1.30GHz	\$54.00*	271	5.03	NA	NA	3.3	82	Aug 2012	FCBGA676	Laptop
Intel Atom E680 @ 1.60GHz	NA	346	NA	NA	NA	4.5	76	Apr 2012	BGA676	Desktop
Intel Atom K510 @ 1.66GHz	NA	658	NA	NA	NA	NA	NA	Apr 2010	NA	Unknown
Intel Atom N2100 @ 1.60GHz	NA	309	NA	286	NA	NA	NA	Sep 2012	BGA559	Laptop
Intel Atom N2600 @ 1.60GHz	NA	527	NA	247	NA	3.5	150	Feb 2012	BGA559	Laptop
Intel Atom N270 @ 1.60GHz	NA	271	NA	235	NA	2.5	108	Feb 2009	BGA437	Laptop
Intel Atom N280 @ 1.66GHz	NA	290	NA	253	NA	2.5	116	Feb 2009	BGA437	Laptop

July Special
20% OFF
TestLog

CPU Name	Price ¹	CPU Mark	CPU Value ²	284 Single Thread Mark	NA Single Thread Value ³	6.5 TDP (W)	95 Power Ref. ⁴	Dec 2011 Test Date ⁵	Socket	Category
Intel Atom N2800 @ 1.86GHz	NA	619	NA	284	NA	6.5	95	Dec 2011	BGA559	Laptop
Intel Atom N435 @ 1.33GHz	NA	236	NA	203	NA	NA	NA	Oct 2011	NA	Unknown
Intel Atom N450 @ 1.66GHz	NA	297	NA	241	NA	5.5	54	Jan 2010	BGA559	Laptop
Intel Atom N455 @ 1.66GHz	NA	287	NA	238	NA	6.5	44	Aug 2010	BGA559	Laptop
Intel Atom N470 @ 1.83GHz	NA	307	NA	253	NA	6.5	47	Apr 2010	BGA559	Laptop
Intel Atom N475 @ 1.83GHz	NA	314	NA	280	NA	6.5	48	Sep 2010	BGA559	Laptop
Intel Atom N550 @ 1.50GHz	\$86.00*	520	6.05	231	2.69	8.5	61	Sep 2010	BGA559	Laptop
Intel Atom N570 @ 1.66GHz	\$86.00*	577	6.71	256	2.98	8.5	67	Apr 2011	BGA559	Laptop
Intel Atom S1260 @ 2.00GHz	\$64.00*	916	14.32	344	5.39	8.5	107	May 2013	FCBGA1283	Server
Intel Atom x5-E3930 @ 1.30GHz	NA	1021	NA	636	NA	6.5	157	Feb 2017	BGA1296	Laptop
Intel Atom x5-E8000 @ 1.04GHz	NA	1605	NA	458	NA	5	321	Apr 2016	FCBGA1170	Laptop
Intel Atom x5-Z8300 @ 1.44GHz	\$132.99*	1204	9.06	388	2.92	4	301	Aug 2015	UTFCBGA592	Laptop
Intel Atom x5-Z8330 @ 1.44GHz	NA	1007	NA	426	NA	4	251	Aug 2016	NA	Laptop
Intel Atom x5-Z8350 @ 1.44GHz	NA	1149	NA	311	NA	4	287	May 2016	NA	Laptop
Intel Atom x5-Z8500 @ 1.44GHz	\$62.57*	1689	27.01	502	8.03	4	422	Aug 2015	UTFCBGA1380	Laptop
Intel Atom x5-Z8550 @ 1.44GHz	NA	1911	NA	557	NA	4	477	Jul 2016	UTFCBGA1380	Laptop
Intel Atom x7-Z8700 @ 1.60GHz	\$76.13*	1924	25.28	553	7.26	4	481	Apr 2015	BGA1380	Laptop
Intel Atom x7-Z8750 @ 1.60GHz	NA	1969	NA	594	NA	4	492	Mar 2017	UTFCBGA1380	Laptop
Intel Atom Z2760 @ 1.80GHz	NA	571	NA	260	NA	NA	NA	Sep 2012	FC-MB4760	Laptop
Intel Atom Z3735D @ 1.33GHz	NA	912	NA	348	NA	4.4	207	Jun 2014	NA	Laptop
Intel Atom Z3735E @ 1.33GHz	\$117.00*	927	7.93	342	2.93	4.4	210	Jun 2014	UTFCBGA1380	Laptop
Intel Atom Z3735F @ 1.33GHz	\$181.30*	908	5.01	350	1.93	4.4	206	Aug 2014	UTFCBGA592	Laptop
Intel Atom Z3735G @ 1.33GHz	NA	909	NA	353	NA	4.4	206	Oct 2014	NA	Laptop



CPU Name	Price ¹	CPU Mark	CPU Value ²	Single Thread Mark	Single Thread Value ³	TDP (W)	Power Perf. ⁴	Test Date	Socket	Category
Intel Atom Z3735G @ 1.33GHz	NA	999	NA	333	NA	4.4	200	Oct 2014	NA	Laptop
Intel Atom Z3736F @ 1.33GHz	NA	1062	NA	368	NA	4	265	Jul 2013	UTFCBGA592	Laptop
Intel Atom Z3740 @ 1.33GHz	NA	1062	NA	368	NA	4	265	Jul 2013	UTFCBGA1380	Laptop
Intel Atom Z3740D @ 1.33GHz	NA	1020	NA	331	NA	4.4	231	Jul 2013	UTFCBGA1380	Laptop
Intel Atom Z3745 @ 1.33GHz	NA	1071	NA	368	NA	4	267	Feb 2014	NA	Laptop
Intel Atom Z3745D @ 1.33GHz	NA	1058	NA	348	NA	4.4	240	Oct 2014	NA	Laptop
Intel Atom Z3770 @ 1.46GHz	\$149.44*	1241	8.31	469	3.14	4	310	Dec 2013	UTFCBGA1380	Laptop
Intel Atom Z3770D @ 1.49GHz	NA	805	NA	299	NA	4.4	182	May 2014	BGA1380	Laptop
Intel Atom Z3775 @ 1.46GHz	\$35.00*	1259	35.98	487	13.94	4	314	Jul 2014	UTFCBGA1380	Laptop
Intel Atom Z3775D @ 1.49GHz	NA	1278	NA	434	NA	4.4	290	Jan 2015	UTFCBGA1380	Laptop
Intel Atom Z3795 @ 1.60GHz	NA	1768	NA	515	NA	4	442	Jun 2014	UTFCBGA1380	Laptop
Intel Atom Z510 @ 1.10GHz	\$45.00*	194	4.33	NA	NA	2	97	Jan 2010	BGA441	Laptop
Intel Atom Z515 @ 1.20GHz	NA	218	NA	NA	NA	1.4	155	Oct 2010	BGA441	Laptop
Intel Atom Z520 @ 1.33GHz	NA	215	NA	192	NA	2	107	May 2009	BGA441	Laptop
Intel Atom Z530 @ 1.60GHz	NA	281	NA	248	NA	2	140	Mar 2009	BGA441	Laptop
Intel Atom Z540 @ 1.86GHz	NA	348	NA	NA	NA	2.4	145	Sep 2009	BGA441	Laptop
Intel Atom Z550 @ 2.00GHz	NA	381	NA	NA	NA	2.4	158	Nov 2009	BGA441	Laptop
Intel Atom Z670 @ 1.50GHz	NA	249	NA	226	NA	3	83	Jun 2011	BGA518	Laptop
Intel Celeron 1.70GHz	NA	130	NA	383	NA	NA	NA	Feb 2009	NA	Unknown
Intel Celeron 1.80GHz	NA	136	NA	413	NA	66.1	2	Mar 2009	PPGA478	Desktop
Intel Celeron 1000M @ 1.80GHz	NA	1663	NA	930	NA	35	47	Mar 2013	FCPGA988	
Intel Celeron 1000MHz	NA	241	NA	NA	NA	NA	NA	May 2009	NA	
Intel Celeron 1005M @ 1.90GHz	NA	1844	NA	1005	NA	35	52	Jul 2013	FCPGA988	

July Special
20% OFF
TestLog

CPU Name	Price ¹	CPU Mark ¹³⁹⁹	CPU Value ²	Single Thread Mark ⁷⁶⁵	Single Thread Value ³	TDP (W)	Power Perf. ⁴	Test Date ⁵	Socket	Category
Intel Celeron 1007U @ 1.50GHz	NA	1557	NA	853	NA	17	91	Jul 2013	FCBGA1023	Laptop
Intel Celeron 1017U @ 1.60GHz	NA	960	NA	525	NA	10	96	May 2014	FCBGA1023	Desktop
Intel Celeron 1019Y @ 1.00GHz	NA	2232	NA	1209	NA	35	63	Jul 2014	FCBGA1023, FCP	Laptop
Intel Celeron 1020E @ 2.20GHz	NA	1733	NA	951	NA	17	101	Jul 2013	FCBGA1023	Laptop
Intel Celeron 1037U @ 1.80GHz	NA	1188	NA	519	NA	17	69	Feb 2014	FCBGA1023	Desktop
Intel Celeron 1047UE @ 1.40GHz	NA	259	NA	NA	NA	NA	NA	Apr 2009	NA	Unknown
Intel Celeron 1066MHz	NA	174	NA	280	NA	NA	NA	Apr 2009	NA	Unknown
Intel Celeron 1100MHz	NA	282	NA	NA	NA	NA	NA	Jul 2009	NA	Unknown
Intel Celeron 1133MHz	NA	244	NA	326	NA	NA	NA	Feb 2009	NA	Unknown
Intel Celeron 1200MHz	NA	288	NA	NA	NA	NA	NA	Dec 2008	NA	Unknown
Intel Celeron 1300MHz	NA	290	NA	NA	NA	NA	NA	Aug 2010	NA	Unknown
Intel Celeron 1333MHz	NA	302	NA	NA	NA	NA	NA	Mar 2009	NA	Unknown
Intel Celeron 1400MHz	NA	184	NA	463	NA	NA	NA	Feb 2009	NA	Unknown
Intel Celeron 2.00GHz	NA	244	NA	NA	NA	NA	NA	Sep 2009	NA	Unknown
Intel Celeron 2.10GHz	NA	210	NA	464	NA	NA	NA	Jan 2009	NA	Unknown
Intel Celeron 2.13GHz	NA	213	NA	537	NA	NA	NA	Mar 2009	NA	Unknown
Intel Celeron 2.20GHz	NA	223	NA	517	NA	NA	NA	Mar 2009	NA	Unknown
Intel Celeron 2.26GHz	NA	227	NA	559	NA	NA	NA	Feb 2009	NA	Unknown
Intel Celeron 2.30GHz	NA	218	NA	540	NA	NA	NA	Dec 2008	NA	Unknown
Intel Celeron 2.40GHz	NA	253	NA	621	NA	NA	NA	Jan 2009	NA	Unknown
Intel Celeron 2.50GHz	NA	245	NA	557	NA	NA	NA	Dec 2008	NA	Unknown
Intel Celeron 2.53GHz	NA		NA		NA	NA	NA		NA	Unknown



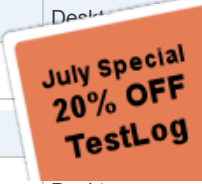
CPU Name	Price ¹	CPU Mark ²	CPU Value ²	Single Thread Mark ³	Single Thread Value ³	TDP (W)	Power Perf. ⁴	Test Date ⁵	Socket	Unknown Category
Intel Celeron 2.60GHz	NA	238	NA	599	NA	NA	NA	Feb 2009	NA	Unknown
Intel Celeron 2.66GHz	NA	251	NA	572	NA	NA	NA	Feb 2009	NA	Unknown
Intel Celeron 2.70GHz	NA	245	NA	593	NA	NA	NA	Mar 2009	NA	Unknown
Intel Celeron 2.80GHz	NA	255	NA	596	NA	68.4	3	Dec 2008	PPGA478	Desktop
Intel Celeron 2.93GHz	NA	285	NA	631	NA	NA	NA	Mar 2009	NA	Unknown
Intel Celeron 2000E @ 2.20GHz	NA	2365	NA	1317	NA	37	63	Jan 2017	FCBGA1364	Laptop
Intel Celeron 215 @ 1.33GHz	NA	322	NA	487	NA	27	11	Nov 2009	BGA479	Laptop
Intel Celeron 220 @ 1.20GHz	NA	320	NA	392	NA	19	16	Mar 2009	BGA479	Desktop
Intel Celeron 2950M @ 2.00GHz	NA	2043	NA	1137	NA	37	55	Apr 2014	FCPGA946	Laptop
Intel Celeron 2955U @ 1.40GHz	NA	1450	NA	791	NA	15	96	Oct 2013	FCBGA1168	Laptop
Intel Celeron 2957U @ 1.40GHz	NA	1464	NA	800	NA	15	97	Apr 2014	FCBGA1168	Laptop
Intel Celeron 2961Y @ 1.10GHz	NA	1110	NA	649	NA	11.5	96	Feb 2015	NA	Laptop
Intel Celeron 2970M @ 2.20GHz	NA	2305	NA	1278	NA	37	62	May 2014	FCPGA946	Laptop
Intel Celeron 2980U @ 1.60GHz	NA	1563	NA	927	NA	15	104	Sep 2014	FCBGA1168	Laptop
Intel Celeron 2981U @ 1.60GHz	NA	1626	NA	927	NA	15	108	Nov 2016	BGA1168	Laptop
Intel Celeron 3.06GHz	NA	286	NA	643	NA	NA	NA	Feb 2009	NA	Unknown
Intel Celeron 3.20GHz	NA	289	NA	655	NA	NA	NA	Mar 2009	NA	Unknown
Intel Celeron 3.33GHz	NA	333	NA	661	NA	NA	NA	Mar 2009	NA	Unknown
Intel Celeron 3205U @ 1.50GHz	\$250.73*	1663	6.63	851	3.39	15	110	Apr 2015	FCBGA1168	Laptop
Intel Celeron 3215U @ 1.70GHz	NA	1703	NA	882	NA	15	113	Mar 2016	FCBGA1168	
Intel Celeron 3755U @ 1.70GHz	NA	1702	NA	953	NA	15	113	Jan 2015	FCBGA1168	
Intel Celeron 3765U @ 1.90GHz	NA	2042	NA	1092	NA	15	136	Jun 2016	FCBGA1168	

July Special
20% OFF
TestLog

CPU Name	NA Price ¹	CPU Mark	QPU Value ²	Single Thread Mark	Single Thread Value ³	TDP (W)	Power Perf. ⁴	Test Date ⁵	Socket	Laptop Category
Intel Celeron 3855U @ 1.60GHz	NA	1806	NA	917	NA	15	120	Feb 2016	FCBGA1356	Laptop
Intel Celeron 3955U @ 2.00GHz									FCBGA1356	Laptop
Intel Celeron 420 @ 1.60GHz	\$23.00	452	19.66	544	23.65	35	12	Feb 2009	LGA775	Desktop
Intel Celeron 430 @ 1.80GHz	\$49.82	491	9.86	600	12.06	35	14	Feb 2009	LGA775	Desktop
Intel Celeron 440 @ 2.00GHz	\$74.99	537	7.17	658	8.77	35	15	Mar 2009	LGA775	Desktop
Intel Celeron 450 @ 2.20GHz	NA	623	NA	724	NA	35	17	Mar 2009	LGA775	Desktop
Intel Celeron 530 @ 1.73GHz	\$23.00*	476	20.74	586	25.51	27	17	Mar 2009	PGA478	Laptop
Intel Celeron 540 @ 1.86GHz	NA	509	NA	615	NA	30	16	Mar 2009	PGA478	Laptop
Intel Celeron 550 @ 2.00GHz	\$13.00*	498	38.32	609	46.88	31	16	Mar 2009	BGA479	Laptop
Intel Celeron 560 @ 2.13GHz	\$79.95*	533	6.68	665	8.33	31	17	Jan 2009	PGA478	Laptop
Intel Celeron 570 @ 2.26GHz	NA	526	NA	668	NA	31	16	Jun 2009	PGA478	Laptop
Intel Celeron 600MHz	NA	147	NA	NA	NA	NA	NA	Jul 2009	NA	Unknown
Intel Celeron 723 @ 1.20GHz	NA	408	NA	468	NA	10	40	Nov 2009	BGA956	Laptop
Intel Celeron 743 @ 1.30GHz	NA	426	NA	478	NA	10	42	Oct 2009	BGA956	Laptop
Intel Celeron 807 @ 1.50GHz	NA	751	NA	695	NA	17	44	Dec 2014	BGA-1023	Laptop
Intel Celeron 807UE @ 1.00GHz	NA	369	NA	406	NA	10	36	Jan 2013	BGA-1023	Laptop
Intel Celeron 827E @ 1.40GHz	NA	613	NA	704	NA	17	36	May 2012	FCBGA1023	Laptop
Intel Celeron 847 @ 1.10GHz	\$315.00*	938	2.98	538	1.71	17	55	Nov 2011	BGA1023	Laptop
Intel Celeron 847E @ 1.10GHz	NA	1026	NA	544	NA	17	60	Aug 2012	FCBGA1023	Laptop
Intel Celeron 857 @ 1.20GHz	NA	1170	NA	633	NA	17	68	Nov 2011	BGA1023	Laptop
Intel Celeron 867 @ 1.30GHz	NA	1199	NA	658	NA	17	70	Apr 2012	BGA1023	Laptop
Intel Celeron 877 @ 1.40GHz	NA	1301	NA	716	NA	17	76	Jun 2012	BGA1023	Laptop

July Special
20% OFF
TestLog

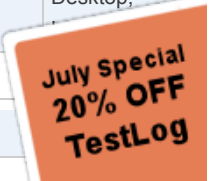
CPU Name	Price ¹	CPU Mark	CPU Value ²	720 Single Thread Mark	Single Thread Value ³	17 TDP (W)	76 Power Perf. ⁴	Test Date ⁵	Socket	Category
Intel Celeron 887 @ 1.50GHz	NA	1297	NA	720	NA	17	76	Oct 2012	BGA1023	Laptop
Intel Celeron 900 @ 2.20GHz	\$28.99	678	23.41	782	26.98	34.8	19	Aug 2009	PGA370	Desktop
Intel Celeron 925 @ 2.30GHz	NA	691	NA	750	NA	35	19	Dec 2010	NA	Laptop
Intel Celeron @ 1.30GHz	NA	965	NA	679	NA	NA	NA	Aug 2013	NA	Unknown
Intel Celeron B710 @ 1.60GHz	NA	186	NA	112	NA	35	5	Aug 2015	rPGA988B	Laptop
Intel Celeron B720 @ 1.70GHz	NA	814	NA	NA	NA	35	23	Jul 2012	NA	Laptop
Intel Celeron B800 @ 1.50GHz	NA	1289	NA	737	NA	35	36	Sep 2011	PGA988B	Laptop
Intel Celeron B810 @ 1.60GHz	NA	1373	NA	768	NA	35	39	Oct 2011	PGA988B	Laptop
Intel Celeron B815 @ 1.60GHz	NA	1368	NA	791	NA	35	39	Jan 2012	PGA988B	Laptop
Intel Celeron B820 @ 1.70GHz	\$39.29	1435	36.54	820	20.87	35	41	Jul 2012	PGA988B	Laptop
Intel Celeron B830 @ 1.80GHz	NA	1531	NA	868	NA	35	43	Jan 2012	rPGA988B	Laptop
Intel Celeron B840 @ 1.90GHz	NA	1724	NA	935	NA	35	49	Dec 2011	PGA988B	Laptop
Intel Celeron D 347 @ 3.06GHz	NA	276	NA	614	NA	86	3	Nov 2008	PLGA775	Desktop
Intel Celeron D 352 @ 3.20GHz	NA	305	NA	692	NA	86	3	Feb 2009	PLGA775	Desktop
Intel Celeron D 356 @ 3.33GHz	NA	315	NA	703	NA	86	3	Mar 2009	PLGA775	Desktop
Intel Celeron D 360 @ 3.46GHz	NA	333	NA	740	NA	65	5	Dec 2008	PLGA775	Desktop
Intel Celeron D 365 @ 3.60GHz	\$89.95*	404	4.50	NA	NA	65	6	Dec 2009	LGA775	Desktop
Intel Celeron D 420 @ 1.60GHz	NA	481	NA	597	NA	35	13	Apr 2011	LGA775	Desktop
Intel Celeron D 430 @ 1.80GHz	NA	585	NA	NA	NA	35	16	Mar 2009	LGA775	Desktop
Intel Celeron E1200 @ 1.60GHz	\$39.99	861	21.55	578	14.46	65	13	Dec 2008	LGA775	Desktop
Intel Celeron E1400 @ 2.00GHz	\$79.95	1042	13.04	693	8.67	65	16	Feb 2009	LGA775	Desktop
Intel Celeron E1500 @ 2.20GHz	\$63.25*	1148	18.16	801	12.67	65	17	May 2009	LGA775	Desktop



⊕ CPU Name	NA	1260 CPU	NA CPU	900 Single Thread	NA Single Thread	65 TDP (W)	19 Power Perf. ⁴	Oct 2009 Test Date ⁵ 2009	LGA775 Socket	Desktop Category
⊕ Intel Celeron E1600 @ 2.40GHz	NA									
⊕ Intel Celeron E3200 @ 2.40GHz	\$51.99*	Mark	Value ²	Mark	Value ³	(W)	Perf. ⁴	Date ⁵ 2009	LGA775	Desktop
⊕ Intel Celeron E3300 @ 2.50GHz	\$84.99	1387	16.33	993	11.69	65	21	Sep 2009	LGA775	Desktop
⊕ Intel Celeron E3400 @ 2.60GHz	\$76.47*	1430	18.70	1037	13.57	65	22	Mar 2010	LGA775	Desktop
⊕ Intel Celeron E3500 @ 2.70GHz	\$31.00	1422	45.88	1048	33.83	65	21	Mar 2011	LGA775	Desktop
⊕ Intel Celeron G1101 @ 2.27GHz	\$85.00*	1727	20.33	NA	NA	73	23	Apr 2011	FCLGA1156	Desktop
⊕ Intel Celeron G1610 @ 2.60GHz	\$22.99	2498	108.66	1396	60.76	55	45	Dec 2012	FCLGA1155	Desktop
⊕ Intel Celeron G1610T @ 2.30GHz	\$89.00*	2322	26.10	1200	13.49	35	66	Nov 2013	LGA1155	Desktop
⊕ Intel Celeron G1620 @ 2.70GHz	\$338.25	2585	7.64	1444	4.27	55	47	Feb 2013	FCLGA1155	Desktop
⊕ Intel Celeron G1620T @ 2.40GHz	\$42.00*	2287	54.46	1282	30.54	35	65	Mar 2014	LGA1155	Desktop
⊕ Intel Celeron G1630 @ 2.80GHz	\$77.99	2520	32.32	1477	18.95	55	45	Oct 2013	FCLGA1155	Desktop
⊕ Intel Celeron G1820 @ 2.70GHz	\$83.94*	2773	33.04	1580	18.83	53	52	Jan 2014	FCLGA1150	Desktop
⊕ Intel Celeron G1820T @ 2.40GHz	\$42.00*	2495	59.42	1375	32.75	35	71	Feb 2014	LGA1150	Desktop
⊕ Intel Celeron G1820TE @ 2.20GHz	NA	2132	NA	1203	NA	35	60	Oct 2014	LGA1150	Desktop
⊕ Intel Celeron G1830 @ 2.80GHz	\$70.99	2614	36.82	1575	22.19	53	49	Feb 2014	LGA1150	Desktop
⊕ Intel Celeron G1840 @ 2.80GHz	\$53.99	2992	55.42	1650	30.58	53	56	Jun 2014	FCLGA1150	Desktop
⊕ Intel Celeron G1840T @ 2.50GHz	NA	2605	NA	1443	NA	35	74	Apr 2015	LGA1150	Desktop
⊕ Intel Celeron G1850 @ 2.90GHz	\$102.27	2897	28.33	1659	16.23	54	53	May 2014	FCLGA1150	Desktop
⊕ Intel Celeron G3900 @ 2.80GHz	\$42.94	3381	78.75	1772	41.29	51	66	Feb 2016	FCLGA1151	Desktop
⊕ Intel Celeron G3900E @ 2.40GHz	NA	2707	NA	1405	NA	35	77	Apr 2017	FCBGA1440	Laptop
⊕ Intel Celeron G3900T @ 2.60GHz	NA	2944	NA	1509	NA	35	84	Apr 2016	NA	
⊕ Intel Celeron G3920 @ 2.90GHz	\$57.46	3457	60.18	1779	30.97	51	67	Jun 2016	FCLGA1151	Desktop
⊕ Intel Celeron G3930 @ 2.80GHz	NA	3017	NA	1649	NA	51	59	Feb 2017	FCLGA1151	Desktop

July Special
20% OFF
TestLog

CPU Name	Price ¹	CPU Mark	CPU Value ²	Single Thread Mark	Single Thread Value ³	TDP (W)	Power Perf. ⁴	Test Date	Socket	Category
Intel Celeron G3930 @ 2.90GHz										
Intel Celeron G3950 @ 3.00GHz										
Intel Celeron G440 @ 1.60GHz	\$125.00	698	5.59	750	6.00	35	19	Feb 2012	LGA1155	Desktop
Intel Celeron G460 @ 1.80GHz	\$65.00	1028	15.83	828	12.74	35	29	Feb 2012	LGA1155	Desktop
Intel Celeron G465 @ 1.90GHz	\$80.00	1043	13.04	812	10.16	35	29	Jan 2012	LGA1155	Desktop
Intel Celeron G470 @ 2.00GHz	NA	1306	NA	1018	NA	35	37	Mar 2014	LGA1155	Desktop
Intel Celeron G530 @ 2.40GHz	\$69.99*	2147	30.68	1232	17.61	65	33	Sep 2011	LGA1155	Desktop
Intel Celeron G530T @ 2.00GHz	NA	1604	NA	1026	NA	35	45	Jan 2011	LGA1155	Desktop
Intel Celeron G540 @ 2.50GHz	\$81.99	2205	26.90	1285	15.68	65	33	Oct 2011	LGA1155	Desktop
Intel Celeron G540T @ 2.10GHz	NA	2114	NA	1112	NA	35	60	Jul 2012	LGA1155	Desktop
Intel Celeron G550 @ 2.60GHz	\$80.00	2299	28.75	1331	16.65	65	35	Jul 2012	LGA1155	Desktop
Intel Celeron G550T @ 2.20GHz	NA	2073	NA	1136	NA	35	59	Aug 2014	LGA1155	Desktop
Intel Celeron G555 @ 2.70GHz	\$109.99	2422	22.03	1382	12.57	65	37	Jan 2012	LGA1155	Desktop
Intel Celeron J1750 @ 2.41GHz	NA	1037	NA	553	NA	10	103	Apr 2014	FCBGA1170	Desktop
Intel Celeron J1800 @ 2.41GHz	NA	1028	NA	553	NA	10	102	Feb 2014	FCBGA1170	Desktop
Intel Celeron J1850 @ 1.99GHz	NA	1614	NA	445	NA	10	161	Oct 2013	FCBGA1170	Desktop
Intel Celeron J1900 @ 1.99GHz	NA	1863	NA	533	NA	10	186	Jan 2014	FCBGA1170	Desktop
Intel Celeron J3060 @ 1.60GHz	NA	951	NA	513	NA	6	158	Aug 2016	BGA1170	Desktop
Intel Celeron J3160 @ 1.60GHz	NA	1832	NA	528	NA	6	305	May 2016	BGA1170	Desktop
Intel Celeron J3355 @ 2.00GHz	NA	1313	NA	881	NA	10	131	Feb 2017	FCBGA1296	Desktop
Intel Celeron J3455 @ 1.50GHz	\$228.95	2153	9.40	785	3.43	10	215	Oct 2016	FCBGA1296	Desktop
Intel Celeron M 1.00GHz	\$30.80	207	6.73	251	8.16	NA	NA	Feb 2009	NA	Desktop



+	Intel Celeron M 1.30GHz	NA	316 CPU	NA CPU	422 Single Thread	NA Single Thread	NA TDP	NA Power	Mar 2009 Test	NA	Laptop
CPU Name		Price ¹ NA	Mark	Value ²	Mark	Value ³	(W)	Ref. ⁴	Date ⁵ 2009	Socket NA	Category Laptop
+	Intel Celeron M 1.50GHz	NA	365	NA	486	NA	NA	NA	Mar 2009	NA	Laptop
+	Intel Celeron M 1.60GHz	NA	393	NA	531	NA	NA	NA	Mar 2009	NA	Laptop
+	Intel Celeron M 1.70GHz	NA	275	NA	NA	NA	NA	NA	Aug 2009	NA	Unknown
+	Intel Celeron M 1200MHz	NA	303	NA	421	NA	NA	NA	Apr 2009	NA	Laptop
+	Intel Celeron M 1300MHz	NA	332	NA	445	NA	NA	NA	Mar 2009	NA	Laptop
+	Intel Celeron M 360 1.40GHz	NA	327	NA	423	NA	21	15	Dec 2008	H-PBGA479, PPGA4	Laptop
+	Intel Celeron M 410 @ 1.46GHz	NA	317	NA	421	NA	27	11	Mar 2009	PPGA478	Laptop
+	Intel Celeron M 420 @ 1.60GHz	NA	339	NA	465	NA	27	12	Feb 2009	PPGA478	Laptop
+	Intel Celeron M 430 @ 1.73GHz	NA	369	NA	506	NA	27	13	Feb 2009	PPGA478	Laptop
+	Intel Celeron M 440 @ 1.86GHz	NA	414	NA	563	NA	27	15	Dec 2008	PBGA479, PPGA478	Laptop
+	Intel Celeron M 443 @ 1.20GHz	NA	253	NA	328	NA	5.5	46	Mar 2009	PBGA479	Laptop
+	Intel Celeron M 450 @ 2.00GHz	NA	455	NA	631	NA	27	16	Nov 2009	PPGA478	Laptop
+	Intel Celeron M 520 @ 1.60GHz	NA	433	NA	539	NA	30	14	Nov 2008	PPGA478	Laptop
+	Intel Celeron M 530 @ 1.73GHz	NA	461	NA	570	NA	30	15	Mar 2009	PBGA479, PPGA478	Laptop
+	Intel Celeron M 540 @ 1.86GHz	NA	542	NA	NA	NA	30	18	Dec 2009	µFCPGA-478	Laptop
+	Intel Celeron M 600MHz	NA	151	NA	NA	NA	7	21	Apr 2009	H-PBGA479	Laptop
+	Intel Celeron M 723 @ 1.20GHz	NA	457	NA	482	NA	10	45	Oct 2009	BGA956	Laptop
+	Intel Celeron M 900MHz	NA	207	NA	266	NA	NA	NA	Feb 2009	NA	Laptop
+	Intel Celeron M ULV 800MHz	NA	184	NA	NA	NA	7	26	Jan 2011	NA	Laptop
+	Intel Celeron M 900 @ 1.40GHz	NA	453	NA	290	NA	4.3	105	Nov 2013	FCBGA1170	Laptop

July Special
20% OFF
TestLog

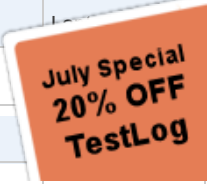
CPU Name	Price ¹	CPU Mark	CPU Value ²	Single Thread Mark	Single Thread Value ³	TDP (W)	Power Perf. ⁴	Test Date	Socket	Category
Intel Celeron N2805 @ 1.46GHz										
Intel Celeron N2806 @ 1.60GHz										
Intel Celeron N2807 @ 1.58GHz	NA	852	NA	441	NA	4.3	198	Jun 2014	FCBGA1170	Laptop
Intel Celeron N2808 @ 1.58GHz	NA	938	NA	492	NA	4.5	208	Mar 2015	FCBGA1170	Laptop
Intel Celeron N2810 @ 2.00GHz	\$259.54*	774	2.98	410	1.58	7.5	103	Dec 2013	FCBGA1170	Laptop
Intel Celeron N2815 @ 1.86GHz	NA	855	NA	448	NA	7.5	114	Feb 2014	FCBGA1170	Laptop
Intel Celeron N2820 @ 2.13GHz	\$125.00	960	7.69	513	4.10	7.5	128	Jan 2014	FCBGA1170	Laptop
Intel Celeron N2830 @ 2.16GHz	NA	954	NA	510	NA	7.5	127	Apr 2014	FCBGA1170	Laptop
Intel Celeron N2840 @ 2.16GHz	NA	1011	NA	552	NA	7	144	Oct 2014	FCBGA1170	Laptop
Intel Celeron N2910 @ 1.60GHz	NA	1219	NA	343	NA	7.5	162	Nov 2013	FCBGA1170	Laptop
Intel Celeron N2920 @ 1.86GHz	NA	1508	NA	426	NA	7.5	201	Jan 2014	FCBGA1170	Laptop
Intel Celeron N2930 @ 1.83GHz	NA	1638	NA	465	NA	7.5	218	Jun 2014	FCBGA1170	Laptop
Intel Celeron N2940 @ 1.83GHz	NA	1741	NA	499	NA	7.5	232	Sep 2014	FCBGA1170	Laptop
Intel Celeron N3000 @ 1.04GHz	NA	917	NA	479	NA	4	229	Aug 2015	FCBGA1170	Laptop
Intel Celeron N3010 @ 1.04GHz	NA	962	NA	515	NA	4	240	Nov 2016	FCBGA1170	Laptop
Intel Celeron N3050 @ 1.60GHz	\$279.99	885	3.16	466	1.67	6	147	Jul 2015	FCBGA1170	Laptop
Intel Celeron N3060 @ 1.60GHz	NA	991	NA	536	NA	6	165	Apr 2016	NA	Laptop
Intel Celeron N3150 @ 1.60GHz	NA	1674	NA	470	NA	6	279	Jul 2015	FCBGA1170	Laptop
Intel Celeron N3160 @ 1.60GHz	NA	1707	NA	497	NA	6	284	Jun 2016	FCBGA1170	Laptop
Intel Celeron N3350 @ 1.10GHz	NA	1128	NA	762	NA	6	188	Nov 2016	FCBGA1296	Laptop
Intel Celeron N3450 @ 1.10GHz	NA	1768	NA	713	NA	6	294	Dec 2016	FCBGA1296	Laptop
Intel Celeron P4500 @ 1.87GHz	NA	1152	NA	714	NA	35	32	Aug 2010	PGA988A	Laptop
Intel Celeron P4505 @ 1.87GHz	NA	994	NA	762	NA	35	28	Mar 2010	BGA1288	Laptop

July Special
20% OFF
TestLog

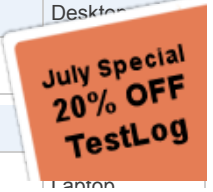
CPUName	NA Price ¹	CPU Mark	CPU Value ²	Single Thread Mark	Single Thread Value ³	TDP (W)	Power Perf. ⁴	Test Date ⁵	PGA988A Socket	Laptop Category
Intel Celeron P4600 @ 2.00GHz	NA	782	NA	485	NA	10	78	Feb 2011	BGA988A	Laptop
Intel Celeron SU2300 @ 1.20GHz	NA	782	NA	485	NA	10	78	Oct 2009	BGA956	Laptop
Intel Celeron T1600 @ 1.66GHz	\$19.99*	931	46.59	596	29.83	35	26	Jan 2009	NA	Laptop
Intel Celeron T1700 @ 1.83GHz	\$59.95	1058	17.65	NA	NA	35	30	Aug 2009	PPGA478	Laptop
Intel Celeron U1900 @ 1.99GHz	NA	1704	NA	459	NA	NA	NA	Sep 2015	NA	Unknown
Intel Celeron U3400 @ 1.07GHz	NA	727	NA	421	NA	18	40	Sep 2010	BGA1288	Laptop
Intel Celeron U3405 @ 1.07GHz	NA	684	NA	NA	NA	18	38	Jan 2011	BGA1288	Laptop
Intel Celeron U3600 @ 1.20GHz	NA	777	NA	474	NA	18	43	Feb 2011	BGA1288	Laptop
Intel Core 330 @ 1.60GHz	NA	643	NA	NA	NA	NA	NA	Dec 2010	NA	Unknown
Intel Core 860 @ 2.80GHz	\$309.00*	4550	14.73	1101	3.57	NA	NA	Jan 2010	NA	Unknown
Intel Core Duo L2300 @ 1.50GHz	NA	719	NA	489	NA	15	47	Feb 2010	BGA479	Desktop
Intel Core Duo L2400 @ 1.66GHz	NA	705	NA	497	NA	15	47	May 2009	BGA479	Laptop
Intel Core Duo L2500 @ 1.83GHz	NA	728	NA	494	NA	15	48	Mar 2009	BGA479	Laptop
Intel Core Duo T2050 @ 1.60GHz	NA	700	NA	489	NA	31	22	Dec 2008	PGA478	Desktop
Intel Core Duo T2250 @ 1.73GHz	NA	760	NA	546	NA	31	24	Mar 2009	PGA478	Laptop
Intel Core Duo T2300 @ 1.66GHz	NA	733	NA	524	NA	31	23	Mar 2009	BGA479	Laptop
Intel Core Duo T2350 @ 1.86GHz	NA	762	NA	555	NA	31	24	Mar 2009	PGA478	Laptop
Intel Core Duo T2400 @ 1.83GHz	\$16.00*	795	49.69	564	35.25	31	25	Mar 2009	BGA479	Laptop
Intel Core Duo T2450 @ 2.00GHz	NA	841	NA	614	NA	31	27	Mar 2009	PGA478	Laptop
Intel Core Duo T2500 @ 2.00GHz	\$119.99*	876	7.30	616	5.14	31	28	Mar 2009	BGA479	Laptop
Intel Core Duo T2600 @ 2.16GHz	NA	941	NA	662	NA	31	30	Mar 2009	BGA479	Laptop
Intel Core Duo T2700 @ 2.33GHz	NA	1024	NA	727	NA	31	33	Feb 2009	BGA479	Laptop

July Special
20% OFF
TestLog

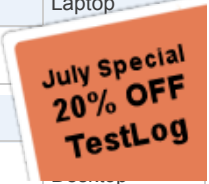
CPU Name	Price ¹	Mark ²	Value ²	Mark ³	Value ³	TDP (W)	Power Perf. ⁴	Date ⁵	Socket	Category
Intel Core Duo U2400 @ 1.06GHz	NA	515	NA	376	NA	9	57	Feb 2009	BGA479	Laptop
Intel Core Duo U2500 @ 1.20GHz	NA	515	NA	376	NA	9	57	Feb 2009	BGA479	Laptop
Intel Core i3-2100 @ 3.10GHz	\$47.99	3664	76.35	1582	32.98	65	56	Jan 2011	LGA1155	Desktop
Intel Core i3-2100T @ 2.50GHz	\$180.30*	2898	16.08	1259	6.99	35	82	Feb 2011	LGA1155	Desktop
Intel Core i3-2102 @ 3.10GHz	NA	3817	NA	1657	NA	65	58	Mar 2016	FCLGA1155	Desktop
Intel Core i3-2105 @ 3.10GHz	\$145.00	3727	25.71	1582	10.91	65	57	Jul 2011	LGA1155	Desktop
Intel Core i3-2120 @ 3.30GHz	\$47.99	3902	81.31	1689	35.21	65	60	Feb 2011	LGA1155	Desktop
Intel Core i3-2120T @ 2.60GHz	\$124.00	3144	25.36	1319	10.64	35	89	Sep 2011	LGA1155	Desktop
Intel Core i3-2125 @ 3.30GHz	\$170.00	3996	23.51	1704	10.03	65	61	Sep 2011	LGA1155	Desktop
Intel Core i3-2130 @ 3.40GHz	\$123.44	4052	32.83	1756	14.23	65	62	Sep 2011	LGA1155	Desktop
Intel Core i3-2140 @ 3.50GHz	NA	4325	NA	1544	NA	NA	NA	Feb 2013	NA	Unknown
Intel Core i3-2310E @ 2.10GHz	\$225.00*	2839	12.62	1127	5.01	35	81	Aug 2012	FCBGA1023	Laptop
Intel Core i3-2310M @ 2.10GHz	\$44.99	2424	53.89	1007	22.39	35	69	Mar 2011	BGA1023	Laptop
Intel Core i3-2312M @ 2.10GHz	NA	2376	NA	1023	NA	35	67	Jul 2012	PGA988B	Laptop
Intel Core i3-2328M @ 2.20GHz	NA	2521	NA	1061	NA	35	72	Aug 2012	PGA988	Laptop
Intel Core i3-2330E @ 2.20GHz	NA	3073	NA	1154	NA	35	87	Apr 2014	rPGA988	Desktop
Intel Core i3-2330M @ 2.20GHz	\$49.95	2529	50.64	1061	21.25	35	72	Aug 2011	BGA1023	Laptop
Intel Core i3-2332M @ 2.20GHz	NA	2382	NA	1039	NA	35	68	Mar 2014	rPGA988B	Laptop
Intel Core i3-2340UE @ 1.30GHz	NA	1719	NA	688	NA	17	101	Jun 2014	BGA-1023	Laptop
Intel Core i3-2348M @ 2.30GHz	NA	2611	NA	1106	NA	35	74	Jan 2013	rPGA988B	Laptop
Intel Core i3-2350M @ 2.30GHz	\$41.97	2611	62.23	1093	26.05	35	74	Oct 2011	PGA988B	Laptop
Intel Core i3-2357M @ 1.30GHz	NA	1580	NA	629	NA	17	92	Jul 2011	NA	Laptop



CPU Name	Price ¹	CPU Mark	CPU Value ²	676 Single Thread Mark	NA Single Thread Value ³	17 TDP (W)	98 Power Perf. ⁴	Jan 2012 Test Date ⁵	Socket	Category
Intel Core i3-2365M @ 1.40GHz	NA	1669	NA	676	NA	17	98	Jan 2012	BGA1023	Laptop
Intel Core i3-2367M @ 1.40GHz	NA	1701	NA	681	NA	17	98	Oct 2011	BGA1023	Laptop
Intel Core i3-2370M @ 2.40GHz	\$59.95	2753	45.93	1156	19.28	35	78	Jun 2012	PGA988B	Laptop
Intel Core i3-2375M @ 1.50GHz	NA	1778	NA	721	NA	17	104	Jan 2013	BGA1023	Laptop
Intel Core i3-2377M @ 1.50GHz	NA	1827	NA	726	NA	17	107	Jul 2012	BGA1023	Laptop
Intel Core i3-3110M @ 2.40GHz	\$139.95*	3066	21.91	1231	8.80	35	87	Jul 2012	BGA1023	Laptop
Intel Core i3-3120M @ 2.50GHz	\$160.00*	3214	20.09	1288	8.05	35	91	Jan 2012	PGA988	Laptop
Intel Core i3-3130M @ 2.60GHz	NA	3374	NA	1364	NA	35	96	Jan 2013	BGA1023	Laptop
Intel Core i3-3210 @ 3.20GHz	\$118.20	4024	34.04	1713	14.49	55	73	Jan 2013	LGA1155	Desktop
Intel Core i3-3217U @ 1.80GHz	\$347.12*	2299	6.62	902	2.60	17	135	Jul 2012	BGA1023	Laptop
Intel Core i3-3217UE @ 1.60GHz	NA	2162	NA	702	NA	17	127	Jan 2014	BGA1023	Laptop
Intel Core i3-3220 @ 3.30GHz	\$61.99	4224	68.15	1760	28.40	55	76	Aug 2012	LGA1155	Desktop
Intel Core i3-3220T @ 2.80GHz	\$201.11	3697	18.38	1501	7.46	35	105	Sep 2012	LGA1155	Desktop
Intel Core i3-3225 @ 3.30GHz	\$263.50	4335	16.45	1773	6.73	55	78	Sep 2012	LGA1155	Desktop
Intel Core i3-3227U @ 1.90GHz	NA	2455	NA	966	NA	17	144	Jan 2013	BGA1023	Laptop
Intel Core i3-3229Y @ 1.40GHz	NA	1686	NA	697	NA	13	129	Jan 2013	BGA1023	Desktop
Intel Core i3-3240 @ 3.40GHz	\$63.99	4309	67.35	1811	28.31	55	78	Mar 2012	LGA1155	Desktop
Intel Core i3-3240T @ 2.90GHz	NA	3668	NA	1524	NA	35	104	Jan 2012	LGA1155	Desktop
Intel Core i3-3245 @ 3.40GHz	\$124.95	4414	35.33	1824	14.60	55	80	Jan 2013	LGA1155	Desktop
Intel Core i3-3250 @ 3.50GHz	\$443.10*	4441	10.02	1856	4.19	55	80	Jan 2013	LGA1155	Desktop
Intel Core i3-3250T @ 3.00GHz	NA	3021	NA	1625	NA	35	86	Mar 2016	FCLGA1155	
Intel Core i3-330E @ 2.13GHz	NA	1935	NA	915	NA	35	55	Jul 2012	BGA1288	
	\$48.56*	1793	36.93	752	15.50	35	51	Jan 2010	BGA1288	Laptop



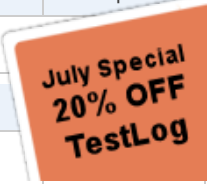
CPU Name	Price ¹	CPU Mark	CPU Value ²	Single Thread Mark	Single Thread Value ³	TDP (W)	Power Perf. ⁴	Test Date	Socket	Category
Intel Core i3-330M @ 2.13GHz	NA	1730	38.30	732	10.30	35	31	Jan 2010	BGA1288	Laptop
Intel Core i3-330UM @ 1.20GHz	NA	1730	38.30	732	10.30	35	31	Jan 2010	BGA1288	Laptop
Intel Core i3-350M @ 2.27GHz	\$130.00*	1901	14.63	820	6.31	35	54	Jan 2010	BGA1288	Laptop
Intel Core i3-370M @ 2.40GHz	\$245.40*	2023	8.25	916	3.73	35	57	Jul 2010	PGA988A	Laptop
Intel Core i3-380M @ 2.53GHz	\$49.00	2100	42.87	965	19.71	35	60	Nov 2010	PGA988A	Laptop
Intel Core i3-380UM @ 1.33GHz	NA	1164	NA	520	NA	18	64	Oct 2010	BGA1288	Laptop
Intel Core i3-390M @ 2.67GHz	\$38.95*	2177	55.91	999	25.67	35	62	Feb 2011	BGA1288	Laptop
Intel Core i3-4000M @ 2.40GHz	\$199.95	3242	16.22	1336	6.69	37	87	Sep 2013	FCPGA946	Laptop
Intel Core i3-4005U @ 1.70GHz	NA	2457	NA	952	NA	15	163	Mar 2014	FCBGA1168	Laptop
Intel Core i3-4010U @ 1.70GHz	\$124.31	2443	19.66	935	7.53	15	162	Jan 2013	BGA1168	Laptop
Intel Core i3-4010Y @ 1.30GHz	NA	1852	NA	678	NA	11.5	161	Dec 2013	BGA1168	Desktop
Intel Core i3-4012Y @ 1.50GHz	NA	2178	NA	836	NA	11.5	189	Jun 2014	FCBGA1168	Laptop
Intel Core i3-4020Y @ 1.50GHz	NA	2197	NA	833	NA	11.5	191	Jan 2014	BGA1168	Desktop
Intel Core i3-4025U @ 1.90GHz	NA	2800	NA	1095	NA	15	186	Aug 2014	FCBGA1168	Laptop
Intel Core i3-4030U @ 1.90GHz	NA	2699	NA	1043	NA	15	179	Jun 2014	FCBGA1168	Laptop
Intel Core i3-4030Y @ 1.60GHz	NA	2482	NA	889	NA	11.5	215	Nov 2014	FCBGA1168	Laptop
Intel Core i3-4100M @ 2.50GHz	\$218.57*	3443	15.75	1359	6.22	37	93	Oct 2014	FCPGA946	Laptop
Intel Core i3-4110M @ 2.60GHz	NA	3873	NA	1551	NA	37	104	Dec 2014	FCPGA946	Laptop
Intel Core i3-4110U @ 1.90GHz	NA	2902	NA	1136	NA	NA	NA	Aug 2015	NA	Laptop
Intel Core i3-4120U @ 2.00GHz	NA	3050	NA	1195	NA	15	203	May 2016	FCBGA1168	Laptop
Intel Core i3-4130 @ 3.40GHz	\$185.90	4786	25.75	1963	10.56	54	88	Jan 2013	LGA1150	
Intel Core i3-4130T @ 2.90GHz	\$270.00*	4101	15.19	1671	6.19	35	117	Jan 2013	LGA1150	
Intel Core i3-4150 @ 3.50GHz	\$113.99	4904	43.03	2020	17.72	54	90	May 2014	FCLGA1150	



Intel Core i3-4150 @ 3.00GHz	Price ¹	CPU Mark ²	CPU Value ²	Single Thread Mark ³	Single Thread Value ³	TDP (W)	Power Perf. ⁴	Test Date	Socket	Category
Intel Core i3-4150T @ 3.00GHz	NA	4209	NA	1756	NA	35	120	Jul 2014	LGA1150	Laptop
Intel Core i3-4150T @ 3.00GHz	NA	4209	NA	1756	NA	35	120	Jul 2014	LGA1150	Laptop
Intel Core i3-4158U @ 2.00GHz	NA	2914	NA	1131	NA	28	104	Dec 2014	FCBGA1168	Laptop
Intel Core i3-4160 @ 3.60GHz	\$209.95	5042	24.02	2077	9.89	54	93	Aug 2014	FCLGA1150	Desktop
Intel Core i3-4160T @ 3.10GHz	NA	4383	NA	1796	NA	35	125	Oct 2014	LGA1150	Desktop
Intel Core i3-4170 @ 3.70GHz	\$132.57	5168	38.99	2129	16.06	54	95	May 2015	LGA1150	Desktop
Intel Core i3-4170T @ 3.20GHz	\$165.00*	4556	27.62	1817	11.01	35	130	Oct 2015	LGA1150	Desktop
Intel Core i3-4330 @ 3.50GHz	\$339.89	5073	14.93	2029	5.97	54	93	Jan 2013	LGA1150	Desktop
Intel Core i3-4330T @ 3.00GHz	NA	4509	NA	1764	NA	35	128	Feb 2014	LGA1150	Desktop
Intel Core i3-4330TE @ 2.40GHz	NA	3133	NA	1359	NA	35	89	Jan 2014	LGA1150	Desktop
Intel Core i3-4340 @ 3.60GHz	\$210.00*	5232	24.92	2085	9.93	54	96	Jan 2013	LGA1150	Desktop
Intel Core i3-4350 @ 3.60GHz	\$170.40*	4888	28.69	2088	12.26	54	90	Jun 2014	LGA1150	Desktop
Intel Core i3-4350T @ 3.10GHz	NA	4302	NA	1809	NA	35	122	Jul 2015	LGA1150	Laptop
Intel Core i3-4360 @ 3.70GHz	\$352.00*	5464	15.52	2149	6.11	54	101	May 2014	FCLGA1150	Desktop
Intel Core i3-4360T @ 3.20GHz	NA	4636	NA	1893	NA	35	132	Aug 2014	LGA1150	Desktop
Intel Core i3-4370 @ 3.80GHz	\$241.78*	5581	23.09	2219	9.18	54	103	Sep 2014	LGA1150	Desktop
Intel Core i3-4570T @ 2.90GHz	NA	4934	NA	1931	NA	35	140	Feb 2014	FCLGA1150	Desktop
Intel Core i3-5005U @ 2.00GHz	NA	2921	NA	1104	NA	15	194	Feb 2015	FCBGA1168	Laptop
Intel Core i3-5010U @ 2.10GHz	\$327.72	3061	9.34	1171	3.57	15	204	Jan 2015	FCBGA1168	Laptop
Intel Core i3-5015U @ 2.10GHz	NA	3022	NA	1123	NA	15	201	Jul 2015	FCBGA1168	Laptop
Intel Core i3-5020U @ 2.20GHz	\$459.00*	3180	6.93	1218	2.65	15	212	Sep 2015	FCBGA1168	Laptop
Intel Core i3-5157U @ 2.50GHz	NA	3661	NA	1389	NA	28	130	Sep 2015	FCBGA1168	Laptop
Intel Core i3-530 @ 2.93GHz	\$64.99	2584	39.77	1112	17.11	73	35	Jan 2010	LGA1156	Desktop

July Special
20% OFF
TestLog

Price ¹	CPU Mark ²	CPU Value ²	Single Thread Mark ³	Single Thread Value ³	TDP (W)	Power Perf. ⁴	Test Date	Socket	Category
\$100.40	2834	28.24	1299	12.94	73	38	Jun 2010	LGA1156	Desktop
\$189.95*	2961	15.59	1366	7.19	73	40	Sep 2010	LGA1156	Desktop
NA	3152	NA	1127	NA	15	210	Dec 2016	FCBGA1356	Laptop
\$126.99	5918	46.60	2271	17.89	54	109	Feb 2016	LGA 1151	Desktop
\$118.65	5478	46.18	2105	17.75	51	107	Oct 2015	LGA 1151	Desktop
NA	3769	NA	1513	NA	35	107	May 2016	LGA 1151	Laptop
NA	4154	NA	1553	NA	35	118	Nov 2015	LGA 1151	Laptop
\$108.00	4837	44.79	1824	16.90	35	138	Nov 2015	LGA 1151	Desktop
NA	4347	NA	1559	NA	35	124	Dec 2015	LGA 1151	Desktop
\$515.00*	3873	7.52	1331	2.59	15	258	Oct 2015	FCBGA1356	Laptop
NA	3807	NA	1368	NA	28	135	Oct 2016	BGA1356	Laptop
\$148.25	5827	39.31	2164	14.60	51	114	Oct 2015	LGA 1151	Desktop
\$171.63	5217	30.40	1890	11.01	35	149	Oct 2015	LGA 1151	Desktop
\$159.99	6031	37.70	2242	14.02	51	118	Oct 2015	LGA 1151	Desktop
\$115.09	5908	51.33	2233	19.41	51	115	Jan 2017	FCLGA1151	Desktop
NA	4928	NA	1778	NA	35	140	Feb 2017	FCLGA1151	Desktop
NA	3847	NA	1377	NA	15	256	Oct 2016	FCBGA1356	Laptop
\$161.02	6484	40.27	2335	14.51	51	127	Jan 2017	FCLGA1151	Desktop
NA	5667	NA	2001	NA	35	161	May 2017	FCLGA1151	
\$159.99	6634	41.47	2391	14.95	51	130	Jan 2017	FCLGA1151	
\$148.99	6862	46.06	2551	17.13	60	114	Jan 2017	FCLGA1151	



CPU Name	Price ¹	CPU Mark ²	CPU Value ²	Single Thread Mark ³	Single Thread Value ³	TDP (W)	Power Perf. ⁴	Test Date ⁵	Socket	Category
Intel Core i5 750S @ 2.40GHz	\$252.01	2197	8.72	987	3.92	35	26	Jul 2012	LGA1156	Desktop
Intel Core i5 E 520 @ 2.40GHz	NA	2486	NA	1010	NA	35	71	Jan 2010	BGA1288	Desktop
Intel Core i5-2300 @ 2.80GHz	\$85.99	5323	61.91	1574	18.31	95	56	Jan 2011	LGA1155	Desktop
Intel Core i5-2310 @ 2.90GHz	\$175.00	5507	31.47	1622	9.27	95	57	Jun 2011	LGA1155	Desktop
Intel Core i5-2320 @ 3.00GHz	\$175.00	5732	32.76	1693	9.68	95	60	Sep 2011	LGA1155	Desktop
Intel Core i5-2380P @ 3.10GHz	\$180.00*	5693	31.63	1651	9.18	95	59	Mar 2012	LGA1155	Desktop
Intel Core i5-2390T @ 2.70GHz	\$99.90*	4276	42.81	1741	17.44	35	122	Aug 2011	LGA1155	Desktop
Intel Core i5-2400 @ 3.10GHz	\$69.90	5901	84.43	1742	24.93	95	62	Dec 2010	LGA1155	Desktop
Intel Core i5-2400S @ 2.50GHz	\$140.55	4921	35.02	1603	11.41	65	75	Jan 2011	LGA1155	Desktop
Intel Core i5-24050S @ 2.50GHz	NA	4928	NA	1332	NA	65	75	Apr 2013	LGA1155, FCLGA11	Desktop
Intel Core i5-2405S @ 2.50GHz	\$471.59*	5051	10.71	1612	3.42	65	77	Jun 2011	LGA1155	Desktop
Intel Core i5-2410M @ 2.30GHz	\$104.95*	3160	30.12	1326	12.64	35	90	Dec 2010	FCBGA1023, PPG	Laptop
Intel Core i5-2415M @ 2.30GHz	NA	3298	NA	1379	NA	35	94	Feb 2011	BGA1023	Desktop
Intel Core i5-2430M @ 2.40GHz	\$199.95*	3275	16.38	1364	6.82	35	93	Sep 2011	PGA988B	Laptop
Intel Core i5-2435M @ 2.40GHz	NA	3269	NA	1346	NA	35	93	Nov 2011	BGA1023	Laptop
Intel Core i5-2450M @ 2.50GHz	\$130.00*	3402	26.18	1402	10.79	35	97	Dec 2011	BGA1023	Laptop
Intel Core i5-2450P @ 3.20GHz	\$214.99*	6119	28.47	1770	8.23	95	64	Feb 2012	LGA1155	Desktop
Intel Core i5-2467M @ 1.60GHz	NA	2327	NA	946	NA	17	136	Jul 2011	BGA1023	Laptop
Intel Core i5-2500 @ 3.30GHz	\$96.99	6284	64.80	1875	19.33	95	66	Dec 2010	LGA1155	Desktop
Intel Core i5-2500K @ 3.30GHz	\$289.00	6464	22.37	1898	6.57	95	68	Dec 2010	LGA1155	Desktop
Intel Core i5-2500S @ 2.70GHz	\$149.95	5256	35.06	1805	12.04	65	80	Feb 2011	LGA1155	Desktop
Intel Core i5-2500T @ 2.30GHz	NA	4680	NA	1597	NA	45	104	Jun 2011	LGA1155	Desktop

July Special
20% OFF
TestLog

CPU Name	NA Price ¹	CPU Mark	GPU Value ²	Single Thread Mark	Single Thread Value ³	TDP (W)	Power Perf. ⁴	Test Date ⁵	PGA988B Socket	Laptop Category
Intel Core i5-2510E @ 2.50GHz	NA	3313	NA	1320	NA	35	94	Dec 2011	BGA1023	Desktop
Intel Core i5-2515E @ 2.50GHz	\$272.00*	3567	13.12	1493	5.49	35	101	Mar 2011	PGA988B	Laptop
Intel Core i5-2520M @ 2.50GHz	NA	2103	NA	882	NA	17	123	Mar 2011	BGA1023	Laptop
Intel Core i5-2537M @ 1.40GHz	\$89.97	3765	41.85	1560	17.34	35	107	Dec 2010	BGA1023	Laptop
Intel Core i5-2550M @ 2.60GHz	\$189.00	6694	35.42	1953	10.34	95	70	Feb 2012	LGA1155	Desktop
Intel Core i5-2557M @ 1.70GHz	NA	2654	NA	1107	NA	17	156	Jun 2011	BGA1023	Laptop
Intel Core i5-2560M @ 2.70GHz	NA	3752	NA	1398	NA	NA	NA	Jun 2014	NA	Unknown
Intel Core i5-3210M @ 2.50GHz	\$205.00*	3806	18.57	1520	7.42	35	108	Mar 2012	PGA988B	Laptop
Intel Core i5-3230M @ 2.60GHz	\$256.95*	3926	15.28	1578	6.14	35	112	Jan 2013	PGA988	Laptop
Intel Core i5-3317U @ 1.70GHz	\$225.00*	3087	13.72	1219	5.42	17	181	Jun 2012	BGA1023	Laptop
Intel Core i5-3320M @ 2.60GHz	\$122.74*	4071	33.17	1635	13.33	35	116	Apr 2012	BGA1023	Laptop
Intel Core i5-3330 @ 3.00GHz	\$259.41	5897	22.73	1696	6.54	77	76	Oct 2012	LGA1155	Desktop
Intel Core i5-3330S @ 2.70GHz	\$230.88*	5629	24.38	1651	7.15	65	86	Jan 2012	LGA1155	Desktop
Intel Core i5-3335S @ 2.70GHz	NA	5768	NA	1668	NA	65	88	Sep 2012	LGA1155	Desktop
Intel Core i5-3337U @ 1.80GHz	\$225.00*	3209	14.26	1272	5.65	17	188	Jan 2013	BGA1023	Laptop
Intel Core i5-3339Y @ 1.50GHz	NA	2228	NA	924	NA	13	171	Jan 2013	BGA1023	Desktop
Intel Core i5-3340 @ 3.10GHz	\$262.01	6046	23.08	1750	6.68	77	78	Oct 2013	LGA1155	Desktop
Intel Core i5-3340M @ 2.70GHz	\$34.65*	4224	121.92	1695	48.94	35	120	Jan 2013	BGA1023	Laptop
Intel Core i5-3340S @ 2.80GHz	\$320.00	5774	18.04	1715	5.36	65	88	Nov 2013	LGA1155	
Intel Core i5-3350P @ 3.10GHz	\$292.01	6117	20.95	1746	5.98	69	88	Oct 2012	LGA1155	
Intel Core i5-3360M @ 2.80GHz	\$212.35	4408	20.76	1767	8.33	35	125	Jun 2012	BGA1023	

July Special
20% OFF
TestLog

Intel Core i5-3380M @ 2.90GHz CPU Name	NA Price ¹	4402 CPU Mark	NA CPU Value ²	1795 Single Thread Mark	NA Single Thread Value ³	35 TDP (W)	125 Power Perf. ⁴	Jan 2013 Test Date ⁵	FCPGA988, PGA1155 Socket ⁶	Laptop Category
Intel Core i5-3427U @ 1.80GHz	\$420.05*	3542	8.43	1416	3.37	17	208	Jun 2012	BGA1023	Laptop
Intel Core i5-3437U @ 1.90GHz	NA	3629	NA	1454	NA	17	213	Jan 2013	BGA1023	Laptop
Intel Core i5-3439Y @ 1.50GHz	NA	2957	NA	1199	NA	13	227	Jan 2013	BGA1023	Desktop
Intel Core i5-3450 @ 3.10GHz	\$184.00	6480	35.22	1853	10.07	77	84	Apr 2012	LGA1155	Desktop
Intel Core i5-3450S @ 2.80GHz	\$150.00	6130	40.87	1803	12.02	65	94	May 2012	LGA1155	Desktop
Intel Core i5-3470 @ 3.20GHz	\$175.00	6623	37.85	1912	10.93	77	86	Jul 2012	LGA1155	Desktop
Intel Core i5-3470S @ 2.90GHz	\$199.95	6255	31.28	1858	9.30	65	96	Jul 2012	LGA1155	Desktop
Intel Core i5-3470T @ 2.90GHz	\$200.95	4521	22.50	1859	9.26	35	129	Jun 2012	LGA1155	Desktop
Intel Core i5-3475S @ 2.90GHz	\$219.45*	6437	29.34	1888	8.61	65	99	Jan 2012	LGA1155	Desktop
Intel Core i5-3550 @ 3.30GHz	\$279.00*	6875	24.64	1966	7.05	77	89	Mar 2012	LGA1155	Desktop
Intel Core i5-3550S @ 3.00GHz	\$350.00*	6818	19.48	1983	5.67	65	104	Jun 2012	LGA1155	Desktop
Intel Core i5-3570 @ 3.40GHz	\$242.60	7035	29.00	2014	8.31	77	91	Jul 2012	LGA1155	Desktop
Intel Core i5-3570K @ 3.40GHz	\$275.00	7152	26.01	2028	7.38	77	92	Apr 2012	LGA1155	Desktop
Intel Core i5-3570S @ 3.10GHz	\$285.00*	6658	23.36	1980	6.95	65	102	Jul 2012	LGA1155	Desktop
Intel Core i5-3570T @ 2.30GHz	NA	5877	NA	1724	NA	45	130	Sep 2012	LGA1155	Desktop
Intel Core i5-3610ME @ 2.70GHz	NA	3722	NA	1627	NA	35	106	Jan 2012	BGA1023	Laptop
Intel Core i5-4200H @ 2.80GHz	NA	4412	NA	1835	NA	47	93	Jan 2014	BGA1364	Desktop
Intel Core i5-4200M @ 2.50GHz	\$179.99*	4035	22.42	1646	9.15	37	109	Jan 2013	PGA946	Laptop
Intel Core i5-4200U @ 1.60GHz	NA	3273	NA	1379	NA	15	218	Jan 2013	BGA1168	
Intel Core i5-4200Y @ 1.40GHz	NA	2396	NA	995	NA	11.5	208	Jan 2013	BGA1168	
Intel Core i5-4202Y @ 1.60GHz	NA	2262	NA	976	NA	11.5	196	Feb 2014	FCBGA1168	

July Special
20% OFF
TestLog

Intel Core i5-4210H @ 2.90GHz	NA	4522	NA	1880	NA	47	96	Sep 2014	FCBGA1364	Laptop
CPU Name	Price ¹	CPU Mark	CPU Value ²	Single Thread Mark	Single Thread Value ³	TDP (W)	Power Perf. ⁴	Test Date ⁵	Socket	Category
Intel Core i5-4210M @ 2.60GHz	\$259.95*	4201	16.16	1735	6.68	37	113	May 2014	FCPGA946	Laptop
Intel Core i5-4210U @ 1.70GHz	NA	3389	NA	1437	NA	15	225	Jun 2014	FCBGA1168	Laptop
Intel Core i5-4210Y @ 1.50GHz	NA	2360	NA	1005	NA	11	214	Jan 2013	BGA1168	Desktop
Intel Core i5-4220Y @ 1.60GHz	NA	2262	NA	1053	NA	11.5	196	Jun 2015	FCBGA1364	Laptop
Intel Core i5-4250U @ 1.30GHz	\$449.00	3436	7.65	1458	3.25	15	229	Jan 2013	BGA1168	Laptop
Intel Core i5-4258U @ 2.40GHz	NA	4088	NA	1640	NA	28	146	Jul 2013	FCBGA1168	Laptop
Intel Core i5-4260U @ 1.40GHz	NA	3543	NA	1509	NA	15	236	May 2014	FCBGA1168	Laptop
Intel Core i5-4278U @ 2.60GHz	NA	4338	NA	1723	NA	28	154	Aug 2014	FCBGA1168	Laptop
Intel Core i5-4288U @ 2.60GHz	NA	4410	NA	1792	NA	28	157	Jul 2013	FCBGA1168	Laptop
Intel Core i5-4300M @ 2.60GHz	NA	4396	NA	1796	NA	37	118	Jan 2013	PGA946	Laptop
Intel Core i5-4300U @ 1.90GHz	NA	3738	NA	1580	NA	15	249	Jul 2013	FCBGA1168	Laptop
Intel Core i5-4300Y @ 1.60GHz	NA	2528	NA	1120	NA	11.5	219	Jan 2013	BGA1168	Desktop
Intel Core i5-4302Y @ 1.60GHz	NA	3013	NA	1251	NA	11.5	262	Jan 2014	FCBGA1168	Desktop
Intel Core i5-4308U @ 2.80GHz	NA	4358	NA	1725	NA	28	155	Nov 2014	FCBGA1364	Laptop
Intel Core i5-430M @ 2.27GHz	\$109.99*	2105	19.15	898	8.17	35	60	Jan 2010	BGA1288	Laptop
Intel Core i5-430UM @ 1.20GHz	NA	1336	NA	596	NA	18	74	Jun 2010	BGA1288	Laptop
Intel Core i5-4310M @ 2.70GHz	NA	4547	NA	1855	NA	37	122	May 2014	NA	Laptop
Intel Core i5-4310U @ 2.00GHz	NA	3679	NA	1574	NA	15	245	Apr 2014	FCBGA1168	Laptop
Intel Core i5-4330M @ 2.80GHz	\$274.99*	4509	16.40	1842	6.70	37	121	Oct 2013	NA	Laptop
Intel Core i5-4340M @ 2.90GHz	NA	4722	NA	1898	NA	37	127	Jun 2014	NA	Laptop
Intel Core i5-4350U @ 1.40GHz	NA	3610	NA	1522	NA	15	240	Jan 2013	BGA1168	Laptop



<div style="float: left; margin-right: 5px;">+</div> Intel Core i5-4400E @ 2.70GHz CPU Name	NA	1277 CPU	NA CPU	475 Single Thread	NA Single Thread	37 TDP	34 Power	Mar 2014 Test	BGA1364	Desktop
<div style="float: left; margin-right: 5px;">+</div> Intel Core i5-4402E @ 1.60GHz	Price ¹ NA	Mark	Value ²	Mark	Value ³	(W)	Perf. ⁴	Date ⁵ 2016	Socket FCBGA1364	Category Laptop
<div style="float: left; margin-right: 5px;">+</div> Intel Core i5-4430 @ 3.00GHz	\$460.00*	6279	13.65	1824	3.97	84	74	Jun 2013	LGA1150	Desktop
<div style="float: left; margin-right: 5px;">+</div> Intel Core i5-4430S @ 2.70GHz	NA	5854	NA	1768	NA	65	90	Dec 2013	LGA1150	Desktop
<div style="float: left; margin-right: 5px;">+</div> Intel Core i5-4440 @ 3.10GHz	\$334.97*	6455	19.27	1876	5.60	84	76	Jan 2013	FCLGA1150	Desktop
<div style="float: left; margin-right: 5px;">+</div> Intel Core i5-4440S @ 2.80GHz	\$229.90	6119	26.62	1849	8.04	65	94	Dec 2013	LGA1150	Desktop
<div style="float: left; margin-right: 5px;">+</div> Intel Core i5-4460 @ 3.20GHz	\$192.99	6664	34.53	1945	10.08	84	79	May 2014	LGA1150	Desktop
<div style="float: left; margin-right: 5px;">+</div> Intel Core i5-4460S @ 2.90GHz	NA	6544	NA	1943	NA	65	100	May 2014	LGA1150	Desktop
<div style="float: left; margin-right: 5px;">+</div> Intel Core i5-4460T @ 1.90GHz	NA	4934	NA	1514	NA	35	140	Sep 2014	LGA1150	Desktop
<div style="float: left; margin-right: 5px;">+</div> Intel Core i5-450M @ 2.40GHz	\$31.95*	2120	66.38	959	30.03	35	60	Jun 2010	PGA988A	Laptop
<div style="float: left; margin-right: 5px;">+</div> Intel Core i5-4570 @ 3.20GHz	\$289.84	7063	24.37	2053	7.09	84	84	Jun 2013	LGA1150	Desktop
<div style="float: left; margin-right: 5px;">+</div> Intel Core i5-4570R @ 2.70GHz	NA	6649	NA	1863	NA	65	102	Apr 2013	FCBGA1364	Desktop
<div style="float: left; margin-right: 5px;">+</div> Intel Core i5-4570S @ 2.90GHz	\$209.95*	6696	31.90	1994	9.50	65	103	Jun 2013	LGA1150	Desktop
<div style="float: left; margin-right: 5px;">+</div> Intel Core i5-4570T @ 2.90GHz	\$221.50*	4800	21.67	1999	9.03	35	137	Jan 2013	LGA1150	Desktop
<div style="float: left; margin-right: 5px;">+</div> Intel Core i5-4570TE @ 2.70GHz	\$239.24*	3861	16.14	1370	5.73	35	110	Sep 2014	LGA1150	Desktop
<div style="float: left; margin-right: 5px;">+</div> Intel Core i5-4590 @ 3.30GHz	\$248.95	7229	29.04	2112	8.49	84	86	May 2014	LGA1150	Desktop
<div style="float: left; margin-right: 5px;">+</div> Intel Core i5-4590S @ 3.00GHz	\$211.99*	6949	32.78	2092	9.87	65	106	May 2014	LGA1150	Desktop
<div style="float: left; margin-right: 5px;">+</div> Intel Core i5-4590T @ 2.00GHz	NA	5520	NA	1688	NA	35	157	Jun 2014	LGA1150	Desktop
<div style="float: left; margin-right: 5px;">+</div> Intel Core i5-460M @ 2.53GHz	\$79.95*	2335	29.21	1070	13.39	35	66	Sep 2010	BGA1288	Laptop
<div style="float: left; margin-right: 5px;">+</div> Intel Core i5-4670 @ 3.40GHz	\$275.21	7381	26.82	2152	7.82	84	87	Jun 2013	LGA1150	Desktop
<div style="float: left; margin-right: 5px;">+</div> Intel Core i5-4670K @ 3.40GHz	\$263.87	7618	28.87	2194	8.32	84	90	Jun 2013	LGA1150	Desktop
<div style="float: left; margin-right: 5px;">+</div> Intel Core i5-4670K CPT @ 3.40GHz	NA	7411	NA	2099	NA	84	88	Dec 2014	LGA1150	Desktop
<div style="float: left; margin-right: 5px;">+</div> Intel Core i5-4670S @ 2.40GHz	NA	6436	NA	1912	NA	65	99	Jan 2013	LGA1150	Desktop



CPU Name	Price ¹	CPU Mark	CPU Value ²	Single Thread Mark	Single Thread Value ³	TDP (W)	Power Perf. ⁴	Test Date	Socket	Category
Intel Core i5-4670S @ 3.10GHz										
Intel Core i5-4670T @ 2.30GHz	\$229.00*	6280	28.55	1882	8.56			Jun 2013	FCLGA1150	Desktop
Intel Core i5-4690 @ 3.50GHz	\$350.77	7615	21.71	2214	6.31	84	90	May 2014	LGA1150	Desktop
Intel Core i5-4690K @ 3.50GHz	\$299.90*	7767	25.90	2237	7.46	88	88	Jun 2014	LGA1150	Desktop
Intel Core i5-4690S @ 3.20GHz	\$623.00*	7372	11.83	2208	3.55	65	113	May 2014	LGA1150	Desktop
Intel Core i5-4690T @ 2.50GHz	NA	6457	NA	1991	NA	45	143	Dec 2014	LGA1150	Desktop
Intel Core i5-470UM @ 1.33GHz	NA	1265	NA	590	NA	18	70	Sep 2010	BGA1288	Laptop
Intel Core i5-480M @ 2.67GHz	\$80.60*	2421	30.05	1121	13.91	35	69	Dec 2010	BGA1288	Laptop
Intel Core i5-520 @ 2.40GHz	NA	2244	NA	NA	NA	35	64	Dec 2010	NA	Laptop
Intel Core i5-5200U @ 2.20GHz	NA	3502	NA	1414	NA	15	233	Dec 2014	FCBGA1168	Laptop
Intel Core i5-520M @ 2.40GHz	\$73.00	2379	32.59	1057	14.49	35	67	Jan 2010	BGA1288	Laptop
Intel Core i5-520UM @ 1.07GHz	NA	1349	NA	629	NA	18	74	Jun 2010	BGA1288	Laptop
Intel Core i5-5250U @ 1.60GHz	\$441.89*	3616	8.18	1446	3.27	15	241	Jan 2015	FCBGA1168	Laptop
Intel Core i5-5257U @ 2.70GHz	NA	4389	NA	1707	NA	23	190	Mar 2015	FCBGA1168	Laptop
Intel Core i5-5287U @ 2.90GHz	NA	4710	NA	1856	NA	28	168	Aug 2015	FCBGA1168	Laptop
Intel Core i5-5300U @ 2.30GHz	\$487.18	3759	7.72	1524	3.13	15	250	Jan 2015	FCBGA1168	Laptop
Intel Core i5-5350U @ 1.80GHz	NA	2775	NA	1066	NA	15	185	Jun 2015	FCBGA1168	Laptop
Intel Core i5-540M @ 2.53GHz	\$83.38*	2449	29.38	1093	13.12	35	69	Jan 2010	BGA1288	Laptop
Intel Core i5-540UM @ 1.20GHz	NA	1389	NA	756	NA	18	77	Feb 2011	BGA1288	Laptop
Intel Core i5-5575R @ 2.80GHz	NA	7434	NA	1884	NA	65	114	Dec 2015	LGA1150	Desktop
Intel Core i5-560M @ 2.67GHz	\$81.97*	2593	31.64	1196	14.59	35	74	Sep 2010	BGA1288	Laptop
Intel Core i5-560UM @ 1.33GHz	NA	1664	NA	894	NA	18	92	Jan 2011	BGA1288	Laptop
Intel Core i5-5675C @ 3.10GHz	\$289.99	8130	28.04	2157	7.44	65	125	Jul 2015	FCLGA1150	Laptop

July Special
20% OFF
TestLog

CPU Name	Price ¹	CPU Mark ⁷⁹⁰⁷	CPU NA Value ²	Single Thread Mark ²⁰⁵⁸	Single Thread NA Value ³	TDP (W) ⁶⁵	Power Perf. ⁴ 121	Test Date ⁵ Jun 2016	Socket 1364	Category
Intel Core i5-5675R @ 3.10GHz										
Intel Core i5-580M @ 2.67GHz	\$109.95*	2644	24.05	1231	11.20	35	75	Sep 2010	BGA1288	Laptop
Intel Core i5-6198DU @ 2.30GHz	NA	4184	NA	1537	NA	15	278	Aug 2016	BGA1356	Laptop
Intel Core i5-6200U @ 2.30GHz	NA	3984	NA	1500	NA	15	265	Jul 2015	FCBGA1356	Laptop
Intel Core i5-6260U @ 1.80GHz	\$518.99*	4379	8.44	1597	3.08	15	291	Dec 2015	FCBGA1356	Laptop
Intel Core i5-6267U @ 2.90GHz	NA	5017	NA	1779	NA	28	179	Apr 2016	FCBGA1356	Laptop
Intel Core i5-6300HQ @ 2.30GHz	NA	6037	NA	1675	NA	45	134	Oct 2015	LGA 1151	Laptop
Intel Core i5-6300U @ 2.40GHz	NA	4373	NA	1638	NA	15	291	Sep 2015	FCBGA1356	Laptop
Intel Core i5-6360U @ 2.00GHz	NA	5038	NA	1791	NA	15	335	Jan 2017	FCBGA1356	Laptop
Intel Core i5-6400 @ 2.70GHz	\$184.99	6728	36.37	1831	9.90	65	103	Aug 2015	LGA 1151	Desktop
Intel Core i5-6400T @ 2.20GHz	\$179.00	5563	31.08	1519	8.49	35	158	Dec 2015	LGA 1151	Desktop
Intel Core i5-6402P @ 2.80GHz	\$189.99*	7711	40.59	2067	10.88	65	118	Apr 2016	LGA 1151	Desktop
Intel Core i5-6440EQ @ 2.70GHz	NA	5778	NA	1853	NA	45	128	Oct 2016	FCBGA1440	Laptop
Intel Core i5-6440HQ @ 2.60GHz	NA	6701	NA	1891	NA	45	148	Jan 2016	LGA 1151	Laptop
Intel Core i5-650 @ 3.20GHz	\$104.50	3116	29.82	1319	12.63	73	42	Jan 2010	LGA1156	Desktop
Intel Core i5-6500 @ 3.20GHz	\$204.99	7217	35.21	1950	9.52	65	111	Sep 2015	LGA 1151	Desktop
Intel Core i5-6500T @ 2.50GHz	NA	6175	NA	1703	NA	35	176	Oct 2015	LGA 1151	Desktop
Intel Core i5-6500TE @ 2.30GHz	NA	6318	NA	1678	NA	35	180	Dec 2015	LGA 1151	Desktop
Intel Core i5-655K @ 3.20GHz	NA	3283	NA	1419	NA	73	44	Jun 2010	LGA1156	Desktop
Intel Core i5-660 @ 3.33GHz	\$160.20*	3262	20.36	1383	8.64	73	44	Dec 2009	LGA1156	Desktop
Intel Core i5-6600 @ 3.30GHz	\$229.99	7834	34.06	2123	9.23	65	120	Sep 2015	LGA 1151	Desktop
Intel Core i5-6600K @ 3.50GHz	\$239.99	8014	33.39	2148	8.95	91	88	Aug 2015	FCLGA1151	Desktop

July Special
20% OFF
TestLog

CPUName	Price	CPU Mark	CPU Value ²	Single Thread Mark	Single Thread Value ³	TDP (W)	Power Perf. ⁴	Test Date ⁵	Socket	Desktop Category
Intel Core i5-6600T @ 2.70GHz	\$472.40*	3184	15.41	1324	7.09	87	207	Oct 2015	LGA 1151	Desktop
Intel Core i5-661 @ 3.33GHz	\$252.01	3184	12.64	1324	5.25	87	36	Jan 2010	LGA1156	Desktop
Intel Core i5-670 @ 3.47GHz	\$252.01	3310	13.14	1399	5.55	73	45	Jan 2010	LGA1156	Desktop
Intel Core i5-680 @ 3.60GHz	\$104.50	3501	33.50	1529	14.63	73	47	May 2010	LGA1156	Desktop
Intel Core i5-7200U @ 2.50GHz	NA	4696	NA	1740	NA	15	313	Oct 2016	FCBGA1356	Laptop
Intel Core i5-7260U @ 2.20GHz	NA	5776	NA	1974	NA	15	385	Apr 2017	BGA1356	Laptop
Intel Core i5-7267U @ 3.10GHz	NA	5338	NA	1792	NA	28	190	Jul 2017	BGA1356	Laptop
Intel Core i5-7300HQ @ 2.50GHz	NA	6809	NA	1872	NA	45	151	Jan 2017	NA	Laptop
Intel Core i5-7300U @ 2.60GHz	NA	5098	NA	1965	NA	15	339	Feb 2017	FCBGA1356	Laptop
Intel Core i5-7360U @ 2.30GHz	NA	5999	NA	2020	NA	15	399	Jun 2017	FCBGA1356	Laptop
Intel Core i5-7400 @ 3.00GHz	\$189.99	7443	39.18	1957	10.30	65	114	Jan 2017	FCLGA1151	Desktop
Intel Core i5-7400T @ 2.40GHz	\$159.00	6523	41.03	1691	10.64	35	186	Nov 2016	LGA1151	Desktop
Intel Core i5-7440HQ @ 2.80GHz	NA	7717	NA	2099	NA	45	171	Feb 2017	BGA1440	Laptop
Intel Core i5-750 @ 2.67GHz	\$239.99	3711	15.47	1137	4.74	95	39	Sep 2009	LGA1156	Desktop
Intel Core i5-7500 @ 3.40GHz	\$189.00	8025	42.46	2090	11.06	65	123	Dec 2016	LGA1151	Desktop
Intel Core i5-7500T @ 2.70GHz	\$199.50	7135	35.77	1850	9.28	35	203	Jan 2017	FCLGA1151	Desktop
Intel Core i5-760 @ 2.80GHz	\$229.95	3903	16.98	1196	5.20	95	41	Jul 2010	LGA1156	Desktop
Intel Core i5-7600 @ 3.50GHz	\$219.89	8887	40.42	2298	10.45	65	136	Jan 2017	FCLGA1151	Desktop
Intel Core i5-7600K @ 3.80GHz	\$239.99	9292	38.72	2404	10.02	91	102	Jan 2017	FCLGA1151	Desktop
Intel Core i5-7600T @ 2.80GHz	\$220.61	8434	38.23	2116	9.59	35	240	Jan 2017	FCLGA1151	Desktop
Intel Core i5-7Y54 @ 1.20GHz	NA	3511	NA	1316	NA	4.5	780	Oct 2016	FCBGA1515	
Intel Core i5-7Y57 @ 1.20GHz	NA	3706	NA	1305	NA	4.5	823	Feb 2017	FCBGA1515	

July Special
20% OFF
TestLog

Intel Core i5-8250U @ 1.60GHz	NA	4617	CPU	829	Single Thread	Single Thread	TDP	Power	Test	NA	Laptop
CPU Name	Price ¹	Mark	Value ²	Mark	Value ³	(W)	Perf. ⁴	Date ⁵	Socket	Category	
Intel Core i7-2600 @ 3.40GHz	\$270.75	8219	30.36	1920	7.09	95	86	Dec 2010	LGA1155	Desktop	
Intel Core i7-2600K @ 3.40GHz	\$289.00	8479	29.34	1943	6.72	95	89	Nov 2010	LGA1155	Desktop	
Intel Core i7-2600S @ 2.80GHz	\$245.00	7062	28.83	1796	7.33	65	108	Feb 2011	LGA1155	Desktop	
Intel Core i7-2610UE @ 1.50GHz	NA	2481	NA	1079	NA	17	145	Jul 2012	BGA1023	Laptop	
Intel Core i7-2617M @ 1.50GHz	NA	2803	NA	1154	NA	17	164	May 2011	BGA1023	Laptop	
Intel Core i7-2620M @ 2.70GHz	\$160.50*	3826	23.84	1564	9.74	35	109	Jan 2011	BGA1023	Laptop	
Intel Core i7-2630QM @ 2.00GHz	\$184.91*	5545	29.99	1315	7.11	45	123	Jan 2011	PGA988B	Laptop	
Intel Core i7-2630UM @ 1.60GHz	NA	3204	NA	1296	NA	NA	NA	Aug 2013	NA	Laptop	
Intel Core i7-2635QM @ 2.00GHz	NA	5442	NA	1287	NA	45	120	Feb 2011	BGA1224	Laptop	
Intel Core i7-2637M @ 1.70GHz	NA	2917	NA	1212	NA	17	171	Dec 2011	BGA1023	Laptop	
Intel Core i7-2640M @ 2.80GHz	\$185.97*	3929	21.13	1597	8.59	35	112	Oct 2011	BGA1023	Laptop	
Intel Core i7-2655LE @ 2.20GHz	NA	3122	NA	1349	NA	25	124	Apr 2011	BGA1023	Desktop	
Intel Core i7-2670QM @ 2.20GHz	\$174.95	5923	33.86	1398	7.99	45	131	Sep 2011	PGA988B	Laptop	
Intel Core i7-2675QM @ 2.20GHz	NA	5541	NA	1303	NA	45	123	Sep 2011	BGA1224	Laptop	
Intel Core i7-2677M @ 1.80GHz	NA	2845	NA	1192	NA	17	167	Jul 2011	BGA1023	Laptop	
Intel Core i7-2700K @ 3.50GHz	\$309.00	8763	28.36	2009	6.50	95	92	Oct 2011	LGA1155	Desktop	
Intel Core i7-2710QE @ 2.10GHz	NA	5768	NA	1384	NA	45	128	Sep 2011	PGA988B	Laptop	
Intel Core i7-2715QE @ 2.10GHz	NA	5365	NA	1271	NA	45	119	Sep 2011	BGA1023	Laptop	
Intel Core i7-2720QM @ 2.20GHz	\$169.97*	6100	35.89	1454	8.56	45	135	Jan 2011	BGA1224	Laptop	
Intel Core i7-2760QM @ 2.40GHz	\$467.40*	6626	14.18	1596	3.42	45	147	Sep 2011	BGA1224	Laptop	
Intel Core i7-2820QM @ 2.30GHz	\$439.95*	6637	15.09	1548	3.52	45	147	Feb 2011	BGA1224	Laptop	



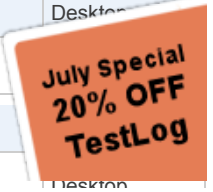
CPU Name	Price ¹	CPU Mark	Value ²	Single Thread Mark	Single Thread Value ³	NA TDP (W)	NA Power (W)	Test Date ⁵	Socket	Category
Intel Core i7-2840QM @ 2.40GHz	NA	6766	NA	1658	NA	NA	NA	Sep 2012	rPGA988B	Laptop
Intel Core i7-2860QM @ 2.50GHz	\$599.99*	7034	Value ²	1661	Value ³	43	156	Sep 2011	BGA1224	Laptop
Intel Core i7-2920XM @ 2.50GHz	\$608.95*	7066	11.60	1655	2.72	55	128	Feb 2011	FCPGA988	Laptop
Intel Core i7-2960XM @ 2.70GHz	\$587.19*	7166	12.20	1654	2.82	55	130	Oct 2011	PGA988B	Laptop
Intel Core i7-3517U @ 1.90GHz	NA	3590	NA	1413	NA	17	211	Jun 2012	BGA1023	Laptop
Intel Core i7-3517UE @ 1.70GHz	NA	3259	NA	1298	NA	17	191	Jun 2012	BGA1023	Laptop
Intel Core i7-3520M @ 2.90GHz	\$235.00*	4518	19.23	1783	7.59	35	129	Jun 2012	BGA1023	Laptop
Intel Core i7-3537U @ 2.00GHz	NA	3842	NA	1518	NA	17	226	Jan 2013	BGA1023	Laptop
Intel Core i7-3540M @ 3.00GHz	\$348.54*	4678	13.42	1848	5.30	35	133	Jan 2013	rPGA988B	Laptop
Intel Core i7-3555LE @ 2.50GHz	NA	4130	NA	1643	NA	25	165	Jun 2012	BGA1023	Laptop
Intel Core i7-3610QE @ 2.30GHz	NA	6472	NA	1387	NA	45	143	Apr 2012	rPGA988B	Laptop
Intel Core i7-3610QM @ 2.30GHz	\$399.99*	7464	18.66	1636	4.09	45	165	Apr 2012	PGA988B	Laptop
Intel Core i7-3612QE @ 2.10GHz	NA	6340	NA	1434	NA	35	181	Oct 2012	BGA1224	Laptop
Intel Core i7-3612QM @ 2.10GHz	NA	6821	NA	1521	NA	35	194	May 2012	PGA988B, FCBGA12	Laptop
Intel Core i7-3615QE @ 2.30GHz	NA	7133	NA	1726	NA	45	158	Apr 2012	BGA1224	Laptop
Intel Core i7-3615QM @ 2.30GHz	NA	7384	NA	1643	NA	45	164	May 2012	BGA1224	Laptop
Intel Core i7-3630QM @ 2.40GHz	\$283.69*	7592	26.76	1684	5.94	45	168	Jan 2012	rPGA988B	Laptop
Intel Core i7-3632QM @ 2.20GHz	\$359.00*	6928	19.30	1564	4.36	35	197	Sep 2012	rPGA988B	Laptop
Intel Core i7-3635QM @ 2.40GHz	NA	6650	NA	1522	NA	45	147	Jan 2012	NA	Laptop
Intel Core i7-3667U @ 2.00GHz	NA	3953	NA	1555	NA	17	232	Jun 2012	BGA1023	Laptop
Intel Core i7-3687U @ 2.10GHz	NA	4229	NA	1663	NA	17	248	Jan 2013	BGA1023	Laptop
Intel Core i7-3689Y @ 1.50GHz	NA	3219	NA	1219	NA	13	247	Jan 2013	FCBGA1023	Laptop

July Special
20% OFF
TestLog

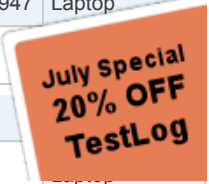
Intel Core i7-3720QM @ 2.60GHz	\$334.72*	8146	14.65	1820	5.14	45	181	2012	BGA1224	Laptop
CPU Name	Price ¹	Mark	Value ²	Single Thread	Single Thread	TDP (W)	Power Perf. ⁴	Date ⁵	Socket	Category
Intel Core i7-3740QM @ 2.70GHz	\$568.57*	8332	14.65	1871	3.29	45	185	Sep 2012	rPGA988B	Laptop
Intel Core i7-3770 @ 3.40GHz	\$318.65	9311	29.22	2068	6.49	77	120	Mar 2012	LGA1155	Desktop
Intel Core i7-3770K @ 3.50GHz	\$349.99	9544	27.27	2084	5.96	77	123	Apr 2012	LGA1155	Desktop
Intel Core i7-3770S @ 3.10GHz	\$213.90	8875	41.49	2020	9.44	65	136	May 2012	LGA1155	Desktop
Intel Core i7-3770T @ 2.50GHz	\$329.99*	8196	24.84	1937	5.87	45	182	May 2012	LGA1155	Desktop
Intel Core i7-3820 @ 3.60GHz	\$399.72	8998	22.51	1942	4.86	130	69	Jan 2012	LGA2011	Desktop
Intel Core i7-3820QM @ 2.70GHz	\$486.99*	8498	17.45	1856	3.81	45	188	May 2012	BGA1224	Laptop
Intel Core i7-3840QM @ 2.80GHz	\$405.00*	8840	21.83	1923	4.75	45	196	Aug 2012	rPGA988B	Laptop
Intel Core i7-3920XM @ 2.90GHz	\$1,096.00*	9226	8.42	2014	1.84	55	167	May 2012	FCPGA988	Laptop
Intel Core i7-3930K @ 3.20GHz	\$610.75	12024	19.69	1935	3.17	130	92	Nov 2011	LGA2011	Desktop
Intel Core i7-3940XM @ 3.00GHz	\$539.00	9317	17.29	2009	3.73	55	169	Oct 2012	rPGA988B	Laptop
Intel Core i7-3960X @ 3.30GHz	\$800.74	12684	15.84	1987	2.48	130	97	Nov 2011	LGA2011	Desktop
Intel Core i7-3970X @ 3.50GHz	\$659.99	12647	19.16	1997	3.03	150	84	Jan 2012	LGA2011	Desktop
Intel Core i7-4500U @ 1.80GHz	NA	3786	NA	1565	NA	15	252	Jan 2013	BGA1168	Laptop
Intel Core i7-4510U @ 2.00GHz	NA	3930	NA	1644	NA	15	262	May 2014	FCBGA1168	Laptop
Intel Core i7-4550U @ 1.50GHz	NA	3807	NA	1568	NA	15	253	Feb 2014	BGA1168	Laptop
Intel Core i7-4558U @ 2.80GHz	NA	4336	NA	1688	NA	28	154	Jan 2013	BGA1168	Laptop
Intel Core i7-4560U @ 1.60GHz	NA	4329	NA	1806	NA	NA	NA	Mar 2016	NA	Laptop
Intel Core i7-4578U @ 3.00GHz	NA	4671	NA	1959	NA	28	166	Sep 2014	FCBGA1168	Laptop
Intel Core i7-4600M @ 2.90GHz	NA	4830	NA	1937	NA	37	130	Oct 2013	PGA946	Laptop
Intel Core i7-4600U @ 2.10GHz	NA	4104	NA	1693	NA	15	273	Jul 2013	FCBGA1168	Laptop
	NA	4054	NA	1983	NA	37	133	Jun 2014	FCBGA946 FCBGA947	Laptop



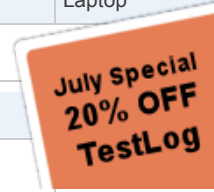
CPU Name	Price ¹	CPU Mark	CPU Value ²	Single Thread Mark	Single Thread Value ³	TDP (W)	Power Perf. ⁴	Test Date	Socket	Category
Intel Core i7-4610M @ 3.00GHz	NA	4014	NA	1740	NA	15	267	Jan 2013	BGA1168	Laptop
Intel Core i7-4610Y @ 1.70GHz	NA	4014	NA	1740	NA	15	267	Jan 2013	BGA1168	Desktop
Intel Core i7-4650U @ 1.70GHz	NA	4014	NA	1740	NA	15	267	Jan 2013	BGA1168	Laptop
Intel Core i7-4700EQ @ 2.40GHz	NA	7229	NA	1832	NA	47	153	Jun 2013	FCBGA1364	Desktop
Intel Core i7-4700HQ @ 2.40GHz	\$383.00*	7755	20.25	1797	4.69	47	165	Jan 2013	FCBGA1364	Laptop
Intel Core i7-4700MQ @ 2.40GHz	\$189.00*	7710	40.80	1808	9.57	47	164	Jun 2013	rPGA946B	Laptop
Intel Core i7-4702HQ @ 2.20GHz	NA	7506	NA	1722	NA	37	202	Apr 2013	FCBGA1364	Laptop
Intel Core i7-4702MQ @ 2.20GHz	NA	7135	NA	1700	NA	37	192	Jan 2013	FCPGA946	Laptop
Intel Core i7-4710HQ @ 2.50GHz	NA	7814	NA	1835	NA	47	166	May 2014	FCBGA1364	Laptop
Intel Core i7-4710MQ @ 2.50GHz	\$271.57*	7996	29.44	1896	6.98	47	170	Apr 2014	FCPGA946	Laptop
Intel Core i7-4712HQ @ 2.30GHz	NA	7512	NA	1756	NA	37	203	Jun 2014	FCBGA1364	Laptop
Intel Core i7-4712MQ @ 2.30GHz	NA	7154	NA	1733	NA	37	193	May 2014	FCPGA946	Laptop
Intel Core i7-4720HQ @ 2.60GHz	NA	8032	NA	1915	NA	47	170	Dec 2014	BGA1364	Laptop
Intel Core i7-4722HQ @ 2.40GHz	NA	8052	NA	1952	NA	37	217	Jul 2015	FCBGA1364	Laptop
Intel Core i7-4750HQ @ 2.00GHz	NA	8296	NA	1750	NA	47	176	Jun 2013	FCBGA1364	Laptop
Intel Core i7-4760HQ @ 2.10GHz	NA	8340	NA	1744	NA	47	177	Oct 2014	FCBGA1364	Laptop
Intel Core i7-4765T @ 2.00GHz	\$508.95	7304	14.35	1690	3.32	35	208	Apr 2013	FCLGA1150	Desktop
Intel Core i7-4770 @ 3.40GHz	\$398.89	9798	24.56	2227	5.58	84	116	Jun 2013	LGA1150	Desktop
Intel Core i7-4770HQ @ 2.20GHz	NA	8939	NA	1901	NA	47	190	Oct 2014	FCBGA1364	Laptop
Intel Core i7-4770K @ 3.50GHz	\$399.00	10109	25.34	2253	5.65	84	120	Jun 2013	LGA1150	Desktop
Intel Core i7-4770R @ 3.20GHz	NA	9828	NA	2149	NA	65	151	Jan 2014	FCBGA1364	Laptop
Intel Core i7-4770S @ 3.10GHz	\$689.79	9329	13.52	2170	3.15	65	143	Jun 2013	LGA1150	Desktop
Intel Core i7-4770T @ 2.90GHz	\$609.95*	8664	14.20	2079	3.41	45	192	Jan 2013	LGA1150	Desktop



CPU Name	Price ¹	CPU Mark	CPU Value ²	Single Thread Mark	Single Thread Value ³	TDP (W)	Power Perf. ⁴	Test Date	Socket	Category
Intel Core i7-4770T @ 2.50GHz	NA	9007	17.20	2079	3.71	75	192	Jan 2013	LGA1150	Desktop
Intel Core i7-4770TE @ 2.30GHz	NA	7591	NA	1782	NA	35	216	Jun 2014	FCLGA1150	Desktop
Intel Core i7-4771 @ 3.50GHz	\$539.89*	9866	18.27	2214	4.10	84	117	Jan 2013	LGA1150	Desktop
Intel Core i7-4785T @ 2.20GHz	NA	7591	NA	1782	NA	35	216	Jun 2014	FCLGA1150	Desktop
Intel Core i7-4790 @ 3.60GHz	\$352.00	9995	28.40	2284	6.49	84	118	May 2014	FCLGA1150	Desktop
Intel Core i7-4790K @ 4.00GHz	\$391.99	11194	28.56	2529	6.45	88	127	Jun 2014	LGA1150	Desktop
Intel Core i7-4790S @ 3.20GHz	\$468.89	9588	20.45	2247	4.79	65	147	Jun 2014	LGA1150	Desktop
Intel Core i7-4790T @ 2.70GHz	\$359.00*	9025	25.14	2185	6.09	45	200	May 2014	LGA1150	Desktop
Intel Core i7-4800MQ @ 2.70GHz	\$509.95*	8494	16.66	1987	3.90	47	180	Jan 2013	rPGA946B	Laptop
Intel Core i7-4810MQ @ 2.80GHz	\$424.95*	8656	20.37	2056	4.84	47	184	Mar 2014	FCPGA946	Laptop
Intel Core i7-4820K @ 3.70GHz	\$349.99	9740	27.83	2009	5.74	130	74	Jul 2013	FCLGA2011	Desktop
Intel Core i7-4850HQ @ 2.30GHz	\$434.00*	9066	20.89	1963	4.52	47	192	Jul 2013	FCBGA1364	Laptop
Intel Core i7-4860EQ @ 1.80GHz	NA	7578	NA	1660	NA	47	161	Nov 2015	FCBGA1364	Laptop
Intel Core i7-4860HQ @ 2.40GHz	NA	9318	NA	1982	NA	47	198	Aug 2014	FCBGA1364	Laptop
Intel Core i7-4870HQ @ 2.50GHz	NA	9356	NA	2044	NA	47	199	Aug 2014	FCBGA1364	Laptop
Intel Core i7-4900MQ @ 2.80GHz	\$609.29*	9080	14.90	2082	3.42	47	193	Jan 2013	FCPGA946	Laptop
Intel Core i7-4910MQ @ 2.90GHz	\$499.95*	9439	18.88	2153	4.31	47	200	May 2014	FCPGA946	Laptop
Intel Core i7-4930K @ 3.40GHz	\$619.99	13062	21.07	1998	3.22	130	100	Jan 2013	LGA2011	Desktop
Intel Core i7-4930MX @ 3.00GHz	\$1,096.00*	9521	8.69	2160	1.97	57	167	Jan 2013	FCPGA946	Laptop
Intel Core i7-4940MX @ 3.10GHz	\$1,008.95*	9902	9.81	2256	2.24	57	173	Mar 2014	FPGA946,FPGA947	Laptop
Intel Core i7-4960HQ @ 2.60GHz	\$623.00*	9770	15.68	2168	3.48	47	207	Sep 2013	FCBGA1364	Laptop
Intel Core i7-4960X @ 3.60GHz	\$2,350.00	13858	5.90	2076	0.88	130	106	Jan 2013	LGA2011	Desktop
Intel Core i7-4980HQ @ 2.80GHz	NA	10081	NA	2231	NA	47	214	Aug 2014	FCBGA1364	Laptop



CPU Name	Price ¹	CPU Mark	CPU Value ²	Single Thread Mark	Single Thread Value ³	TDP (W)	Power Perf. ⁴	Test Date	Socket	Category
Intel Core i7-5500U @ 2.40GHz										
Intel Core i7-5550U @ 2.00GHz	NA	4246	NA	1678	NA	15	283	Apr 2016	FCBGA1168	Laptop
Intel Core i7-5557U @ 3.10GHz	\$705.00	4935	7.00	1897	2.69	28	176	Mar 2015	FCBGA1168	Laptop
Intel Core i7-5600U @ 2.60GHz	NA	4307	NA	1662	NA	15	287	Jan 2015	FCBGA1168	Laptop
Intel Core i7-5650U @ 2.20GHz	NA	4190	NA	1658	NA	15	279	Mar 2015	FCBGA1168	Laptop
Intel Core i7-5675C @ 3.10GHz	NA	8164	NA	2196	NA	65	125	Oct 2015	LGA1150	Desktop
Intel Core i7-5700EQ @ 2.60GHz	NA	8239	NA	1968	NA	47	175	Aug 2015	FCBGA1364	Laptop
Intel Core i7-5700HQ @ 2.70GHz	NA	8375	NA	2003	NA	47	178	Jun 2015	FCBGA1364	Laptop
Intel Core i7-5775C @ 3.30GHz	\$383.08	11045	28.83	2246	5.87	65	169	Jun 2015	FCLGA1150	Desktop
Intel Core i7-5775R @ 3.30GHz	NA	10851	NA	2251	NA	65	166	May 2016	LGA1150	Desktop
Intel Core i7-5820K @ 3.30GHz	\$409.99	12996	31.70	2017	4.92	140	92	Sep 2014	LGA2011-v3	Desktop
Intel Core i7-5850HQ @ 2.70GHz	NA	9459	NA	2076	NA	47	201	Dec 2015	LGA1150	Laptop
Intel Core i7-5930K @ 3.50GHz	\$613.17	13647	22.26	2094	3.42	140	97	Aug 2014	LGA2011-v3	Desktop
Intel Core i7-5950HQ @ 2.90GHz	NA	10951	NA	2262	NA	47	233	Jul 2015	FCBGA1364	Laptop
Intel Core i7-5960X @ 3.00GHz	\$1,173.16	15994	13.63	1993	1.70	140	114	Aug 2014	LGA2011-v3	Desktop
Intel Core i7-610 @ 2.53GHz	NA	1969	NA	NA	NA	35	56	Apr 2011	BGA1288	Unknown
Intel Core i7-610E @ 2.53GHz	NA	2544	NA	1377	NA	35	72	Nov 2011	BGA1288	Laptop
Intel Core i7-620LM @ 2.00GHz	NA	1977	NA	934	NA	25	79	Apr 2010	rPGA988A	Laptop
Intel Core i7-620M @ 2.67GHz	\$110.01	2748	24.98	1210	11.01	35	78	Jan 2010	BGA1288	Laptop
Intel Core i7-620UM @ 1.07GHz	NA	1323	NA	589	NA	18	73	Mar 2010	BGA1288	
Intel Core i7-640LM @ 2.13GHz	NA	2240	NA	1047	NA	25	89	Feb 2010	BGA1288	
Intel Core i7-640M @ 2.80GHz	\$155.96	2865	18.37	1307	8.38	35	81	Oct 2010	BGA1288	



CPU Name	Price ¹	CPU Mark	CPU Value ²	Single Thread Mark	Single Thread Value ³	TDP (W)	Power Perf. ⁴	Test Date ⁵	Socket	Category
Intel Core i7-640UM @ 1.20GHz	NA	1872	NA	819	NA	15	307	Jun 2010	BGA1288	Laptop
Intel Core i7-6498DU @ 2.50GHz	NA	4605	NA	1666	NA	15	307	Nov 2016	BGA1356	Laptop
Intel Core i7-6500U @ 2.50GHz	NA	4429	NA	1637	NA	15	295	Sep 2015	FCBGA1356	Laptop
Intel Core i7-6560U @ 2.20GHz	NA	4817	NA	1723	NA	15	321	Feb 2016	NA	Laptop
Intel Core i7-6567U @ 3.30GHz	NA	5623	NA	1998	NA	28	200	Feb 2016	NA	Laptop
Intel Core i7-6600U @ 2.60GHz	NA	4814	NA	1816	NA	15	320	Sep 2015	FCBGA1356	Laptop
Intel Core i7-660UM @ 1.33GHz	NA	1900	NA	856	NA	18	105	Nov 2010	BGA1288	Laptop
Intel Core i7-6650U @ 2.20GHz	NA	4931	NA	1813	NA	15	328	Nov 2015	FCBGA1356	Laptop
Intel Core i7-6700 @ 3.40GHz	\$309.99	10039	32.39	2158	6.96	65	154	Sep 2015	LGA 1151	Desktop
Intel Core i7-6700HQ @ 2.60GHz	\$1,509.00*	8135	5.39	1802	1.19	45	180	Aug 2015	LGA 1151	Laptop
Intel Core i7-6700K @ 4.00GHz	\$339.99	11109	32.68	2349	6.91	95	116	Jul 2015	LGA1151	Desktop
Intel Core i7-6700T @ 2.80GHz	\$329.00	9050	27.51	1970	5.99	35	258	Oct 2015	LGA 1151	Desktop
Intel Core i7-6700TE @ 2.40GHz	NA	9091	NA	1993	NA	35	259	Jun 2016	LGA 1151	Desktop
Intel Core i7-6770HQ @ 2.60GHz	\$1,001.88*	9687	9.67	1905	1.90	45	215	Apr 2016	FCBGA1440	Laptop
Intel Core i7-6800K @ 3.40GHz	\$319.89	13635	42.63	2061	6.45	140	97	May 2016	LGA2011-v3	Desktop
Intel Core i7-680UM @ 1.47GHz	NA	1686	NA	804	NA	18	93	Feb 2011	BGA1288	Laptop
Intel Core i7-6820EQ @ 2.80GHz	NA	8824	NA	1899	NA	45	196	Jun 2016	FCBGA1440	Laptop
Intel Core i7-6820HK @ 2.70GHz	NA	9106	NA	1883	NA	45	202	Oct 2015	FCBGA1440	Laptop
Intel Core i7-6820HQ @ 2.70GHz	NA	8795	NA	1885	NA	45	195	Nov 2015	FCBGA1440	Laptop
Intel Core i7-6822EQ @ 2.00GHz	NA	6489	NA	1512	NA	25	259	Feb 2016	LGA 1151	Laptop
Intel Core i7-6850K @ 3.60GHz	\$367.99	14371	39.05	2165	5.89	140	102	Jun 2016	FCLGA2011-3	Desktop
Intel Core i7-6900K @ 3.20GHz	\$897.99	17995	20.04	2223	2.48	140	128	Jun 2016	FCLGA2011-3	Desktop

July Special
20% OFF
TestLog

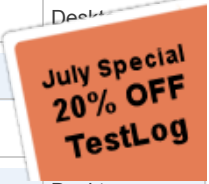
CPU Name	NA Price ¹	CPU Mark	QPU Value ²	Single Thread Mark	Single Thread Value ³	TDP (W)	Power Perf. ⁴	Test Date ⁵	LGA 1151 Socket	Laptop Category
Intel Core i7-6920HQ @ 2.90GHz	\$1,599.00	20013	12.52	2142	1.34	140	142	Jun 2016	LGA2011-v3	Desktop
Intel Core i7-6950X @ 3.00GHz										
Intel Core i7-720QM @ 1.60GHz	\$77.97*	3029	38.86	872	11.19	45	67	Oct 2009	PGA988A	Laptop
Intel Core i7-740QM @ 1.73GHz	\$159.95*	3207	20.05	913	5.71	45	71	Jun 2010	PGA988A	Laptop
Intel Core i7-7500U @ 2.70GHz	NA	5239	NA	1938	NA	15	349	Oct 2016	FCBGA1356	Laptop
Intel Core i7-7560U @ 2.40GHz	NA	5938	NA	2109	NA	15	395	Mar 2017	BGA1356	Laptop
Intel Core i7-7567U @ 3.50GHz	NA	6523	NA	2248	NA	28	232	Mar 2017	BGA1356	Laptop
Intel Core i7-7600U @ 2.80GHz	NA	5605	NA	2150	NA	15	373	Jan 2017	FCBGA1356	Laptop
Intel Core i7-7660U @ 2.50GHz	NA	6103	NA	2210	NA	15	406	May 2017	BGA1356	Laptop
Intel Core i7-7700 @ 3.60GHz	\$304.99	10798	35.41	2332	7.65	65	166	Dec 2016	LGA1151	Desktop
Intel Core i7-7700HQ @ 2.80GHz	NA	8981	NA	2025	NA	45	199	Dec 2016	NA	Laptop
Intel Core i7-7700K @ 4.20GHz	\$308.87	12163	39.38	2584	8.37	95	128	Oct 2016	LGA 1151	Desktop
Intel Core i7-7700T @ 2.90GHz	\$309.43	9386	30.34	2082	6.73	35	268	Feb 2017	FCLGA1151	Desktop
Intel Core i7-7740X @ 4.30GHz	\$349.99	12844	36.70	2650	7.57	112	114	Jul 2017	FCLGA2066	Desktop
Intel Core i7-7800X @ 3.50GHz	\$399.99	14586	36.47	2228	5.57	140	104	Jun 2017	FCLGA2066	Desktop
Intel Core i7-7820HK @ 2.90GHz	NA	10232	NA	2106	NA	45	227	Jan 2017	NA	Laptop
Intel Core i7-7820HQ @ 2.90GHz	NA	9424	NA	2113	NA	45	209	Feb 2017	NA	Laptop
Intel Core i7-7820X @ 3.60GHz	\$678.75*	19432	28.63	2480	3.65	140	138	Jun 2017	FCLGA2066	Desktop
Intel Core i7-7920HQ @ 3.10GHz	NA	10037	NA	2140	NA	45	223	Apr 2017	FCBGA1440	Laptop
Intel Core i7-7Y75 @ 1.30GHz	NA	3914	NA	1485	NA	4.5	869	Oct 2016	FCBGA1515	
Intel Core i7-820QM @ 1.73GHz	\$138.99*	3249	23.38	966	6.95	45	72	Oct 2009	PGA988A	
Intel Core i7-840QM @ 1.87GHz	\$289.97	3419	11.79	1007	3.47	45	75	Jul 2010	PGA988A	



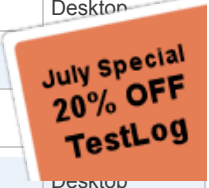
CPU Name	Price	CPU Mark	CPU Value ²	Single Thread Mark	Single Thread Value ³	TDP (W)	Power Perf. ⁴	Test Date ⁵	Socket	Category
Intel Core i7-860 @ 2.80GHz	\$313.90	5031	16.09	1226	3.91	95	53	Sep 2009	LGA1156	Desktop
Intel Core i7-860S @ 2.53GHz	\$422.01	4776	11.32	1334	3.16	82	58	Apr 2011	LGA1156	Desktop
Intel Core i7-870 @ 2.93GHz	\$205.90	5398	26.22	1299	6.31	95	56	Sep 2009	LGA1156	Desktop
Intel Core i7-870S @ 2.67GHz	NA	4969	NA	1344	NA	82	60	Dec 2010	LGA1156	Desktop
Intel Core i7-875K @ 2.93GHz	\$339.55	5464	16.09	1286	3.79	95	57	Jun 2010	LGA1156	Desktop
Intel Core i7-880 @ 3.07GHz	\$583.00*	5684	9.75	1347	2.31	95	59	Jul 2010	LGA1156	Desktop
Intel Core i7-920 @ 2.67GHz	\$339.95	4958	14.59	1163	3.42	130	38	Nov 2008	LGA1366	Desktop
Intel Core i7-920XM @ 2.00GHz	\$165.55*	3818	23.06	1064	6.43	55	69	Nov 2009	PGA988B	Laptop
Intel Core i7-930 @ 2.80GHz	\$508.95*	5176	10.17	1215	2.39	130	39	Feb 2010	LGA1366	Desktop
Intel Core i7-940 @ 2.93GHz	\$299.00	5398	18.05	1279	4.28	130	41	Dec 2008	LGA1366	Desktop
Intel Core i7-940XM @ 2.13GHz	NA	3975	NA	1075	NA	55	72	Jul 2010	PGA988	Laptop
Intel Core i7-950 @ 3.07GHz	\$178.00	5595	31.43	1324	7.44	130	43	Jun 2009	LGA1366	Desktop
Intel Core i7-960 @ 3.20GHz	\$316.00	5871	18.58	1388	4.39	130	45	Oct 2009	LGA1366	Desktop
Intel Core i7-965 @ 3.20GHz	\$359.00	5888	16.40	1382	3.85	130	45	Nov 2008	LGA1366	Desktop
Intel Core i7-970 @ 3.20GHz	\$550.00	8447	15.36	1391	2.53	130	64	Jul 2010	LGA1366	Desktop
Intel Core i7-975 @ 3.33GHz	\$475.87	6173	12.97	1460	3.07	130	47	Jun 2009	LGA1366	Desktop
Intel Core i7-980 @ 3.33GHz	\$699.99	8791	12.56	1450	2.07	130	67	Jul 2011	LGA1366	Desktop
Intel Core i7-980X @ 3.33GHz	\$799.99	8877	11.10	1454	1.82	130	68	Mar 2010	LGA1366	Desktop
Intel Core i7-985 @ 3.47GHz	NA	6641	NA	1544	NA	NA	NA	Nov 2014	LGA1366	Unknown
Intel Core i7-990X @ 3.47GHz	\$1,104.02	9160	8.30	1509	1.37	130	70	Jan 2011	LGA1366	
Intel Core i7-995X @ 3.60GHz	NA	9791	NA	1655	NA	NA	NA	Sep 2010	NA	
Intel Core i9-7900X @ 3.30GHz	\$1,061.99	22793	21.46	2498	2.35	140	162	Jun 2017	FCLGA2066	

July Special
20% OFF
TestLog

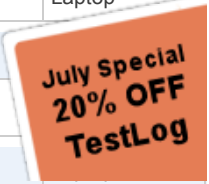
CPU Name	Price ¹	CPU Mark	CPU Value ²	Single Thread Mark	Single Thread Value ³	TDP (W)	Power Perf. ⁴	Test Date ⁵	Socket	Category
Intel Core M-5Y10 @ 0.80GHz	NA	2722	NA	1047	NA	4.5	604	Aug 2014	NA	Laptop
Intel Core M-5Y10a @ 0.80GHz	NA	2150	NA	820	NA	4.5	477	Mar 2015	FCBGA1234	Laptop
Intel Core M-5Y10c @ 0.80GHz	\$281.00*	2800	9.97	1042	3.71	4.5	622	Jan 2015	FCBGA1234	Laptop
Intel Core M-5Y31 @ 0.90GHz	NA	2763	NA	1104	NA	4.5	614	Apr 2015	FCBGA1234	Laptop
Intel Core M-5Y51 @ 1.10GHz	NA	2551	NA	1089	NA	4.5	566	Apr 2015	FCBGA1234	Laptop
Intel Core M-5Y70 @ 1.10GHz	NA	3021	NA	1237	NA	4.5	671	Oct 2014	BGA1234	Laptop
Intel Core M-5Y71 @ 1.20GHz	\$281.00*	3032	10.79	1272	4.53	4.5	673	Jan 2015	FCBGA1234	Laptop
Intel Core m3-6Y30 @ 0.90GHz	NA	3056	NA	1183	NA	4.5	679	Oct 2015	FCBGA1515	Laptop
Intel Core m3-7Y30 @ 1.00GHz	NA	3621	NA	1303	NA	4.5	804	Oct 2016	FCBGA1515	Laptop
Intel Core m3-7Y32 @ 1.10GHz	NA	3527	NA	1279	NA	4.5	783	Jul 2017	FCBGA1515	Laptop
Intel Core m5-6Y54 @ 1.10GHz	NA	3326	NA	1321	NA	7	475	Dec 2015	FCBGA1515	Laptop
Intel Core m5-6Y57 @ 1.10GHz	NA	3254	NA	1312	NA	7	464	Dec 2015	FCBGA1515	Laptop
Intel Core m7-6Y75 @ 1.20GHz	NA	3549	NA	1394	NA	7	507	Nov 2015	FCBGA1515	Laptop
Intel Core Solo T1300 @ 1.66GHz	NA	395	NA	513	NA	27	14	Feb 2009	PGA478	Laptop
Intel Core Solo T1350 @ 1.86GHz	NA	402	NA	515	NA	31	12	Feb 2009	NA	Laptop
Intel Core Solo T1400 @ 1.83GHz	NA	472	NA	578	NA	27	17	Jun 2009	PGA478	Laptop
Intel Core Solo U1300 @ 1.06GHz	NA	276	NA	347	NA	6	46	Aug 2009	PBGA479	Laptop
Intel Core Solo U1400 @ 1.20GHz	NA	282	NA	380	NA	5.5	51	Mar 2009	PBGA479	Laptop
Intel Core Solo U1500 @ 1.33GHz	NA	330	NA	426	NA	5.5	60	Mar 2009	NA	Laptop
Intel Core2 Duo E4300 @ 1.80GHz	\$42.81	1050	24.53	665	15.54	65	16	Oct 2009	LGA775	Desktop
Intel Core2 Duo E4400 @ 2.00GHz	\$108.00*	1161	10.75	732	6.78	65	17	Dec 2008	LGA775	Desktop
Intel Core2 Duo E4500 @ 2.20GHz	\$34.99*	1276	36.47	817	23.35	65	19	Dec 2008	LGA775	Desktop



CPU Name	Price ¹	1384 CPU Mark	33.53 CPU Value ²	884 Single Thread Mark	21.43 Single Thread Value ³	65 TDP (W)	21 Power Perf. ⁴	Dec 2008 Test Date ⁵ 2008	LGA775 Socket LGA775	Desktop Category Desktop
Intel Core2 Duo E4600 @ 2.40GHz	\$41.29*	1384	33.53	884	21.43	65	21	Dec 2008	LGA775	Desktop
Intel Core2 Duo E4700 @ 2.60GHz	\$100.00*	Mark	Value ²	Mark	Value ³	(W)	Perf. ⁴	Date ⁵ 2008	Socket LGA775	Category Desktop
Intel Core2 Duo E6300 @ 1.86GHz	\$45.98	1112	24.19	694	15.10	65	17	Nov 2008	LGA775, PLGA775	Desktop
Intel Core2 Duo E6320 @ 1.86GHz	NA	1193	NA	698	NA	65	18	Dec 2008	PLGA775	Desktop
Intel Core2 Duo E6400 @ 2.13GHz	\$65.76*	1295	19.70	800	12.17	65	19	Mar 2009	LGA775	Desktop
Intel Core2 Duo E6420 @ 2.13GHz	NA	1362	NA	806	NA	65	20	Nov 2008	PLGA775	Desktop
Intel Core2 Duo E6540 @ 2.33GHz	NA	1464	NA	880	NA	65	22	May 2009	LGA775	Desktop
Intel Core2 Duo E6550 @ 2.33GHz	\$40.00*	1498	37.47	880	22.01	65	23	Nov 2008	LGA775	Desktop
Intel Core2 Duo E6600 @ 2.40GHz	\$65.94*	1554	23.57	905	13.72	65	23	Nov 2008	PLGA775	Desktop
Intel Core2 Duo E6700 @ 2.66GHz	\$142.01	1703	11.99	995	7.01	65	26	Jan 2010	LGA775	Desktop
Intel Core2 Duo E6750 @ 2.66GHz	\$61.99*	1721	27.78	1003	16.19	65	26	Nov 2008	LGA775	Desktop
Intel Core2 Duo E6850 @ 3.00GHz	\$65.50	1951	29.80	1135	17.33	65	30	Nov 2008	LGA775	Desktop
Intel Core2 Duo E7200 @ 2.53GHz	\$189.95*	1635	8.61	1050	5.53	65	25	Dec 2008	LGA775	Desktop
Intel Core2 Duo E7300 @ 2.66GHz	\$21.99	1728	78.62	1109	50.45	65	26	Nov 2008	LGA775	Desktop
Intel Core2 Duo E7400 @ 2.80GHz	\$42.99	1779	41.39	1147	26.69	65	27	Dec 2008	LGA775	Desktop
Intel Core2 Duo E7500 @ 2.93GHz	\$54.95	1877	34.17	1204	21.92	65	28	Mar 2009	LGA775	Desktop
Intel Core2 Duo E7600 @ 3.06GHz	\$149.95*	2004	13.37	1252	8.36	65	30	Jun 2009	LGA775	Desktop
Intel Core2 Duo E8135 @ 2.40GHz	NA	1681	NA	992	NA	NA	NA	Apr 2009	NA	Unknown
Intel Core2 Duo E8135 @ 2.66GHz	NA	1765	NA	1075	NA	NA	NA	Mar 2009	Socket P	Laptop
Intel Core2 Duo E8200 @ 2.66GHz	NA	1886	NA	1113	NA	65	29	Nov 2008	LGA775	Desktop
Intel Core2 Duo E8235 @ 2.80GHz	NA	1940	NA	1065	NA	NA	NA	Mar 2009	Socket P	
Intel Core2 Duo E8290 @ 2.83GHz	NA	2353	NA	1247	NA	65	36	Nov 2012	LGA775	
Intel Core2 Duo E8300 @ 2.80GHz	\$11.99	1999	166.80	1179	98.39	65	30	Dec 2008	LGA775	Desktop



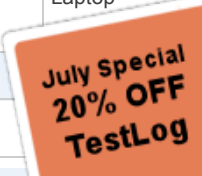
CPU Name	Price ¹	CPU Mark	CPU NA Value ²	Single Thread Mark	Single Thread NA Value ³	TDP (W)	Power NA Perf. ⁴	Test Date	Socket	Category
Intel Core2 Duo E8300 @ 2.83GHz										
Intel Core2 Duo E8335 @ 2.66GHz		2128	NA	1160	NA	NA	NA	Jun 2009	Socket P	Laptop
Intel Core2 Duo E8335 @ 2.93GHz		2128	NA	1160	NA	NA	NA	Jun 2009	Socket P	Laptop
Intel Core2 Duo E8400 @ 3.00GHz	\$19.50	2160	110.79	1251	64.18	65	33	Nov 2008	LGA775	Desktop
Intel Core2 Duo E8435 @ 3.06GHz		2127	NA	1207	NA	NA	NA	Mar 2009	Socket P	Laptop
Intel Core2 Duo E8500 @ 3.16GHz	\$14.99	2291	152.90	1317	87.91	65	35	Nov 2008	LGA775	Desktop
Intel Core2 Duo E8600 @ 3.33GHz	\$20.99	2416	115.11	1373	65.42	65	37	Nov 2008	LGA775	Desktop
Intel Core2 Duo E8700 @ 3.50GHz		2212	NA	NA	NA	NA	NA	Dec 2010	NA	Unknown
Intel Core2 Duo L7100 @ 1.20GHz		727	NA	450	NA	NA	NA	Dec 2008	BGA956	Laptop
Intel Core2 Duo L7200 @ 1.33GHz		684	NA	NA	NA	17	40	Jul 2010	PBGA479	Laptop
Intel Core2 Duo L7300 @ 1.40GHz		841	NA	521	NA	17	49	Jun 2009	BGA479	Laptop
Intel Core2 Duo L7400 @ 1.50GHz		846	NA	536	NA	17	49	May 2011	BGA479	Laptop
Intel Core2 Duo L7500 @ 1.60GHz		967	NA	577	NA	17	56	Feb 2009	BGA479	Laptop
Intel Core2 Duo L7700 @ 1.80GHz		965	NA	573	NA	17	56	Apr 2009	NA	Laptop
Intel Core2 Duo L7800 @ 2.00GHz		1116	NA	601	NA	NA	NA	Dec 2012	NA	Unknown
Intel Core2 Duo L9300 @ 1.60GHz		1062	NA	638	NA	17	62	Apr 2009	BGA956	Laptop
Intel Core2 Duo L9600 @ 2.13GHz		1336	NA	799	NA	17	78	Oct 2009	BGA956	Laptop
Intel Core2 Duo P7350 @ 2.00GHz	\$19.99*	1301	65.10	787	39.40	25	52	Dec 2008	BGA479	Laptop
Intel Core2 Duo P7370 @ 2.00GHz		1301	NA	818	NA	25	52	Dec 2008	PGA478	Laptop
Intel Core2 Duo P7450 @ 2.13GHz	\$39.99*	1426	35.66	832	20.83	25	57	Feb 2009	PGA478	Laptop
Intel Core2 Duo P7500 @ 1.60GHz		945	NA	NA	NA	NA	NA	Mar 2009	NA	
Intel Core2 Duo P7550 @ 2.26GHz	\$229.99*	1519	6.61	893	3.88	25	60	Jun 2009	PGA478	
Intel Core2 Duo P7570 @ 2.26GHz		1447	NA	921	NA	25	57	Oct 2009	PGA478	



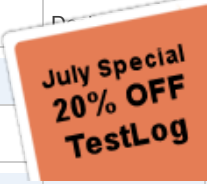
CPU Name	Price ¹	CPU 1021 Mark	CPU NA Value ²	Single Thread NA Mark	Single Thread NA Value ³	TDP NA (W)	Power NA Perf. ⁴	Test Feb 2009 Date ⁵	Socket	Category
Intel Core2 Duo P7700 @ 1.80GHz										
Intel Core2 Duo P8400 @ 2.26GHz	\$297.01*	1457	4.91	901	3.04	25	58	Dec 2008	BGA479	Laptop
Intel Core2 Duo P8600 @ 2.40GHz	\$49.18*	1541	31.34	941	19.15	25	61	Dec 2008	BGA479	Laptop
Intel Core2 Duo P8700 @ 2.53GHz	\$37.99*	1638	43.14	999	26.30	25	65	Mar 2009	BGA479	Laptop
Intel Core2 Duo P8800 @ 2.66GHz	\$56.99*	1748	30.68	1047	18.39	25	69	Jul 2009	BGA479	Laptop
Intel Core2 Duo P9300 @ 2.26GHz	NA	1586	NA	914	NA	NA	NA	Mar 2009	NA	Laptop
Intel Core2 Duo P9500 @ 2.53GHz	\$998.99*	1791	1.79	1033	1.03	25	71	Dec 2008	BGA479	Laptop
Intel Core2 Duo P9600 @ 2.53GHz	\$99.00*	1772	17.90	1011	10.22	25	70	Aug 2009	PGA478	Laptop
Intel Core2 Duo P9600 @ 2.66GHz	NA	1873	NA	1042	NA	25	74	Mar 2009	PGA478	Laptop
Intel Core2 Duo P9700 @ 2.80GHz	NA	2008	NA	1106	NA	28	71	Jun 2009	PGA478	Laptop
Intel Core2 Duo Q6867 @ 3.00GHz	NA	589	NA	NA	NA	NA	NA	Jul 2011	NA	Unknown
Intel Core2 Duo SL9400 @ 1.86GHz	\$253.00*	1265	5.00	754	2.98	17	74	Feb 2009	BGA956	Laptop
Intel Core2 Duo SP9400 @ 2.40GHz	\$284.00*	1679	5.91	969	3.41	25	67	Mar 2009	BGA956	Laptop
Intel Core2 Duo SU9400 @ 1.40GHz	NA	937	NA	585	NA	10	93	Feb 2009	BGA956	Laptop
Intel Core2 Duo T5200 @ 1.60GHz	NA	835	NA	537	NA	34	24	Feb 2009	Socket M	Laptop
Intel Core2 Duo T5250 @ 1.50GHz	NA	827	NA	519	NA	35	23	Dec 2008	PGA478	Laptop
Intel Core2 Duo T5270 @ 1.40GHz	NA	820	NA	524	NA	35	23	Nov 2008	PGA478	Laptop
Intel Core2 Duo T5300 @ 1.73GHz	NA	939	NA	602	NA	34	27	Mar 2009	PGA478	Laptop
Intel Core2 Duo T5450 @ 1.66GHz	NA	905	NA	572	NA	35	25	Jan 2009	PGA478	Laptop
Intel Core2 Duo T5470 @ 1.60GHz	NA	906	NA	577	NA	35	25	Feb 2009	PGA478	Laptop
Intel Core2 Duo T5500 @ 1.66GHz	NA	921	NA	587	NA	34	27	Feb 2009	PGA478	Laptop
Intel Core2 Duo T5550 @ 1.83GHz	NA	1046	NA	647	NA	35	29	Nov 2008	PGA478	Laptop

July Special
20% OFF
TestLog

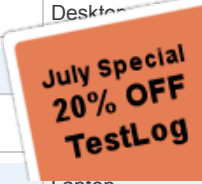
CPUName	NA Price ¹	CPU Mark	CPU Value ²	Single Thread Mark	Single Thread Value ³	TDP (W)	Power Perf. ⁴	Test Date ⁵	PGA478 Socket	Laptop Category
Intel Core2 Duo T5600 @ 1.83GHz	NA	1002	NA	653	NA	35	28	Mar 2009	Socket P	Laptop
Intel Core2 Duo T5670 @ 1.80GHz	\$9.99*	1090	109.13	684	68.57	35	31	Dec 2008	Socket P	Laptop
Intel Core2 Duo T5750 @ 2.00GHz	NA	1112	NA	676	NA	35	31	Dec 2008	PGA478	Laptop
Intel Core2 Duo T5800 @ 2.00GHz	\$4.99*	1183	237.24	748	150.06	NA	NA	Mar 2009	Socket P	Laptop
Intel Core2 Duo T5850 @ 2.16GHz	NA	1142	NA	722	NA	35	32	Dec 2008	PPGA478, Socket	Laptop
Intel Core2 Duo T5870 @ 2.00GHz	NA	1212	NA	757	NA	NA	NA	Mar 2009	Socket P	Laptop
Intel Core2 Duo T5900 @ 2.20GHz	\$14.99*	1227	81.89	775	51.76	35	35	Feb 2009	PGA478	Laptop
Intel Core2 Duo T6400 @ 2.00GHz	\$14.99*	1287	85.89	809	54.02	35	36	Jun 2009	PGA478	Laptop
Intel Core2 Duo T6500 @ 2.10GHz	\$38.50*	1266	32.89	824	21.41	35	36	Mar 2009	PGA478	Laptop
Intel Core2 Duo T6570 @ 2.10GHz	\$9.99*	1371	137.30	843	84.47	35	39	Feb 2009	PGA478	Laptop
Intel Core2 Duo T6600 @ 2.20GHz	NA	1364	NA	870	NA	35	38	Jul 2009	PGA478	Laptop
Intel Core2 Duo T6670 @ 2.20GHz	\$21.99*	1010	45.95	644	29.32	35	28	Feb 2009	BGA479	Laptop
Intel Core2 Duo T7100 @ 1.80GHz	\$99.95	1164	11.66	697	6.98	34	34	Nov 2008	PBGA479, PPGA478	Laptop
Intel Core2 Duo T7200 @ 2.00GHz	\$201.48*	1109	5.51	709	3.52	35	31	Feb 2009	BGA479	Laptop
Intel Core2 Duo T7250 @ 2.00GHz	\$30.99*	1194	38.54	713	23.01	35	34	Dec 2008	BGA479	Laptop
Intel Core2 Duo T7300 @ 2.00GHz	NA	1248	NA	751	NA	34	36	Jul 2010	BGA479	Laptop
Intel Core2 Duo T7400 @ 2.16GHz	\$42.99*	1273	29.63	766	17.82	35	36	Nov 2008	BGA479	Laptop
Intel Core2 Duo T7500 @ 2.20GHz	NA	1348	NA	815	NA	34	39	Dec 2008	PBGA479, PPGA478	Laptop
Intel Core2 Duo T7600 @ 2.33GHz	\$46.99*	1420	30.23	834	17.75	35	40	Nov 2008	BGA479	Laptop
Intel Core2 Duo T7700 @ 2.40GHz	\$607.99*	1615	2.66	960	1.58	35	46	Mar 2009	BGA479	Laptop
Intel Core2 Duo T7800 @ 2.60GHz	\$200.00*	1000	1.00	000	0.00	35	00	Dec 2008	BGA479	Laptop



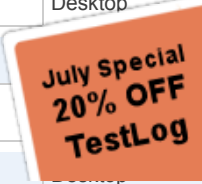
CPU Name	Price ¹	1291 CPU Mark	1.29 CPU Value ²	827 Single Thread Mark	0.83 Single Thread Value ³	35 TDP (W)	36 Power Perf. ⁴	Dec 2008 Test Date ⁵ 2008	BGA479 Socket	Laptop Category
Intel Core2 Duo T8100 @ 2.10GHz	\$999.99*	1291	1.29	827	0.83	35	36	Dec 2008	BGA479	Laptop
Intel Core2 Duo T8300 @ 2.40GHz	\$213.99*	Mark	Value ²	Mark	Value ³	(W)	Perf. ⁴	Date ⁵ 2008	BGA479	Laptop
Intel Core2 Duo T9300 @ 2.50GHz	\$57.99*	1667	28.76	974	16.80	35	47	Dec 2008	BGA479	Laptop
Intel Core2 Duo T9400 @ 2.53GHz	\$51.00*	1736	34.05	991	19.44	35	49	Jan 2009	BGA479	Laptop
Intel Core2 Duo T9500 @ 2.60GHz	NA	1823	NA	1050	NA	35	52	Jan 2009	BGA479	Laptop
Intel Core2 Duo T9550 @ 2.66GHz	\$298.95*	1792	6.00	1014	3.39	35	51	Feb 2009	BGA479	Laptop
Intel Core2 Duo T9600 @ 2.80GHz	\$64.99*	1928	29.67	1078	16.59	35	55	Feb 2009	BGA479	Laptop
Intel Core2 Duo T9800 @ 2.93GHz	\$423.89*	2037	4.81	1129	2.66	35	58	Feb 2009	BGA479	Laptop
Intel Core2 Duo T9900 @ 3.06GHz	\$398.95*	2150	5.39	1185	2.97	35	61	Jul 2009	BGA479	Laptop
Intel Core2 Duo U7300 @ 1.30GHz	NA	877	NA	523	NA	10	87	Oct 2009	BGA956	Laptop
Intel Core2 Duo U7500 @ 1.06GHz	NA	579	NA	374	NA	10	57	Mar 2009	BGA479	Laptop
Intel Core2 Duo U7600 @ 1.20GHz	NA	663	NA	427	NA	10	66	Feb 2009	BGA479	Laptop
Intel Core2 Duo U7700 @ 1.33GHz	NA	711	NA	442	NA	10	71	Dec 2008	NA	Laptop
Intel Core2 Duo U9300 @ 1.20GHz	NA	858	NA	492	NA	10	85	May 2009	BGA956	Laptop
Intel Core2 Duo U9600 @ 1.60GHz	NA	1131	NA	665	NA	10	113	Aug 2009	BGA956	Laptop
Intel Core2 Duo X7360 @ 2.53GHz	NA	1687	NA	NA	NA	NA	NA	Feb 2010	NA	Unknown
Intel Core2 Extreme Q6800 @ 2.93GHz	\$1,125.00*	3646	3.24	1140	1.01	75	48	Dec 2008	LGA775	Desktop
Intel Core2 Extreme Q6850 @ 3.00GHz	\$1,495.95*	3680	2.46	1159	0.77	130	28	Nov 2008	LGA775	Desktop
Intel Core2 Extreme Q9300 @ 2.53GHz	NA	3535	NA	1047	NA	45	78	Dec 2008	PGA478	Desktop
Intel Core2 Extreme X6800 @ 2.93GHz	\$263.64*	1885	7.15	1109	4.21	75	25	Dec 2008	PLGA775	Desktop
Intel Core2 Extreme X7800 @ 2.60GHz	NA	1802	NA	992	NA	44	40	May 2009	PGA478	Desktop
Intel Core2 Extreme X7850 @ 2.80GHz	NA	1331	NA	NA	NA	NA	NA	Mar 2009	NA	Desktop



CPU Name	Price ¹	Mark	Value ²	Mark	Value ³	(W)	Perf. ⁴	Date ⁵	Socket	Category
Intel Core2 Extreme X7900 @ 2.80GHz	NA	1679	NA	960	NA	44	38	Mar 2009	PGA478	Laptop
Intel Core2 Extreme X9000 @ 2.80GHz	NA	1884	NA	1070	NA	44	38	Feb 2009	PGA478	Laptop
Intel Core2 Extreme X9100 @ 3.06GHz	\$851.00*	2057	2.42	1178	1.38	44	46	Dec 2008	PGA478	Laptop
Intel Core2 Extreme X9650 @ 3.00GHz	\$1,008.95*	4224	4.19	1258	1.25	130	32	Nov 2008	LGA775	Desktop
Intel Core2 Extreme X9750 @ 3.16GHz	NA	4651	NA	1340	NA	NA	NA	Mar 2009	NA	Unknown
Intel Core2 Extreme X9770 @ 3.20GHz	\$1,608.95*	4627	2.88	1369	0.85	136	34	Nov 2008	LGA775	Desktop
Intel Core2 Extreme X9775 @ 3.20GHz	\$995.00*	4646	4.67	1390	1.40	150	30	Feb 2009	LGA771	Desktop
Intel Core2 Quad Q6600 @ 2.40GHz	\$22.90	2970	129.72	923	40.35	105	28	Nov 2008	LGA775	Desktop
Intel Core2 Quad Q6700 @ 2.66GHz	\$235.00*	3309	14.08	1030	4.39	105	31	Nov 2008	LGA775	Desktop
Intel Core2 Quad Q8200 @ 2.33GHz	\$20.99	2825	134.60	992	47.26	95	29	Nov 2008	LGA775	Desktop
Intel Core2 Quad Q8300 @ 2.50GHz	\$155.00	3004	19.38	1059	6.83	95	31	Feb 2009	LGA775	Desktop
Intel Core2 Quad Q8400 @ 2.66GHz	\$50.00*	3197	63.95	1125	22.51	95	33	May 2009	LGA775	Desktop
Intel Core2 Quad Q9000 @ 2.00GHz	\$389.00*	2531	6.51	841	2.16	45	56	Feb 2009	PGA478	Laptop
Intel Core2 Quad Q9100 @ 2.26GHz	\$385.89*	3233	8.38	959	2.49	45	71	Apr 2009	PGA478	Laptop
Intel Core2 Quad Q9300 @ 2.50GHz	\$23.99	3174	132.31	1062	44.31	95	33	Nov 2008	LGA775	Desktop
Intel Core2 Quad Q9400 @ 2.66GHz	\$24.99	3378	135.21	1130	45.24	95	35	Nov 2008	LGA775	Desktop
Intel Core2 Quad Q9450 @ 2.66GHz	\$335.25*	3779	11.27	1133	3.38	95	39	Nov 2008	LGA775	Desktop
Intel Core2 Quad Q9500 @ 2.83GHz	\$32.99	3629	110.02	1198	36.33	95	38	May 2010	LGA775	Desktop
Intel Core2 Quad Q9505 @ 2.83GHz	\$190.00*	3618	19.04	1180	6.21	95	38	Nov 2009	LGA775	Desktop
Intel Core2 Quad Q9550 @ 2.83GHz	\$42.99	4002	93.10	1199	27.90	95	42	Nov 2008	LGA775	Desktop
Intel Core2 Quad Q9650 @ 3.00GHz	\$64.99	4222	64.97	1266	19.49	95	44	Dec 2008	LGA775	Desktop
Intel Core2 Quad Q9705 @ 3.16GHz	NA	3947	NA	NA	NA	95	41	May 2010	LGA775	Desktop
Intel Core2 Quad Q9705 @ 3.16GHz	NA	303	NA	NA	NA	55	55	May 2009	NA	Laptop



CPU Name	Price ¹	CPU Mark	CPU Value ²	Single Thread Mark	Single Thread Value ³	TDP (W)	Power Perf. ⁴	Test Date	Socket	Category
Intel Core2 Solo U2100 @ 1.06GHz	NA	300	NA	NA	NA	5.5	75	Nov 2010	NA	Laptop
Intel Core2 Solo U2200 @ 1.20GHz	NA	415	NA	NA	NA	5.5	75	Nov 2010	NA	Laptop
Intel Core2 Solo U3300 @ 1.20GHz	NA	415	NA	NA	NA	5.5	75	Nov 2010	NA	Laptop
Intel Core2 Solo U3500 @ 1.40GHz	NA	467	NA	516	NA	5.5	84	Jul 2009	BGA956	Laptop
Intel E3000 @ 3.40GHz	NA	2767	NA	NA	NA	NA	NA	Dec 2010	NA	Unknown
Intel Pentium 1403 @ 2.60GHz	NA	2747	NA	1391	NA	80	34	May 2013	LGA1356	Server
Intel Pentium 2020M @ 2.40GHz	\$134.00*	2299	17.16	1252	9.35	35	65	Feb 2013	FCPGA988	Laptop
Intel Pentium 2030M @ 2.50GHz	\$134.00*	2414	18.02	1304	9.74	35	68	Oct 2013	FCPGA988	Laptop
Intel Pentium 2117U @ 1.80GHz	\$134.00*	1650	12.32	896	6.69	17	97	Mar 2013	FCBGA1023	Laptop
Intel Pentium 2127U @ 1.90GHz	\$134.00*	1833	13.68	986	7.36	17	107	Aug 2013	FCBGA1023	Laptop
Intel Pentium 2129Y @ 1.10GHz	\$134.00*	1087	8.12	555	4.14	10	108	Jan 2014	FCBGA1023	Laptop
Intel Pentium 3550M @ 2.30GHz	NA	2300	NA	1278	NA	37	62	Feb 2014	FCPGA946	Laptop
Intel Pentium 3556U @ 1.70GHz	NA	1711	NA	951	NA	15	114	Dec 2013	BGA1168	Laptop
Intel Pentium 3558U @ 1.70GHz	NA	1698	NA	947	NA	15	113	Jul 2014	FCBGA1168	Laptop
Intel Pentium 3560M @ 2.40GHz	NA	2245	NA	1324	NA	37	60	Jan 2015	FCPGA946	Laptop
Intel Pentium 3560Y @ 1.20GHz	NA	1266	NA	664	NA	11.5	110	Nov 2013	BGA1168	Laptop
Intel Pentium 3805U @ 1.90GHz	NA	1988	NA	1066	NA	15	132	Feb 2015	FCBGA1168	Laptop
Intel Pentium 3825U @ 1.90GHz	NA	2594	NA	1065	NA	15	172	Aug 2015	FCBGA1168	Laptop
Intel Pentium 4 1.40GHz	NA	164	NA	NA	NA	54.7	2	Apr 2009	PGA423	Desktop
Intel Pentium 4 1.50GHz	NA	131	NA	350	NA	57.8	2	Mar 2009	PGA423	Desktop
Intel Pentium 4 1.60GHz	NA	129	NA	345	NA	38	3	Feb 2009	PGA478	Desktop
Intel Pentium 4 1.70GHz	NA	133	NA	389	NA	64	2	Mar 2009	PGA423	Desktop
Intel Pentium 4 1.80GHz	NA	160	NA	426	NA	68.1	2	Dec 2008	PGA478	Desktop



CPU Name	Price ¹	CPU Mark	CPU NA Value ²	Single Thread 448 Mark	Single Thread NA Value ³	TDP (W)	Power 2 Perf. ⁴	Test Date ⁵	Socket ³	Category
Intel Pentium 4 1.00GHz										
Intel Pentium 4 1.90GHz										
Intel Pentium 4 1300MHz	NA	119	NA	312	NA	51.6	2	Mar 2009	PGA423	Desktop
Intel Pentium 4 1400MHz	NA	127	NA	276	NA	54.7	2	Mar 2009	PGA423	Desktop
Intel Pentium 4 1500MHz	NA	125	NA	343	NA	57.8	2	Mar 2009	PGA423	Desktop
Intel Pentium 4 1600MHz	\$647.45*	193	0.30	NA	NA	38	5	May 2009	PGA478	Desktop
Intel Pentium 4 1700MHz	NA	154	NA	409	NA	64	2	Mar 2009	PGA423	Desktop
Intel Pentium 4 1800MHz	NA	162	NA	447	NA	68.1	2	Feb 2009	PGA478	Desktop
Intel Pentium 4 2.00GHz	NA	188	NA	459	NA	54.3	3	Jan 2009	PGA478	Desktop
Intel Pentium 4 2.20GHz	NA	210	NA	498	NA	57.1	3	Jan 2009	PGA478	Desktop
Intel Pentium 4 2.26GHz	NA	221	NA	535	NA	58	3	Feb 2009	PGA478	Desktop
Intel Pentium 4 2.40GHz	NA	228	NA	560	NA	59.8	3	Dec 2008	PGA478	Desktop
Intel Pentium 4 2.50GHz	NA	245	NA	592	NA	61	4	Mar 2009	PGA478	Desktop
Intel Pentium 4 2.53GHz	NA	248	NA	605	NA	61.5	4	Feb 2009	PGA478	Desktop
Intel Pentium 4 2.60GHz	NA	289	NA	629	NA	69	4	Dec 2008	PGA478	Desktop
Intel Pentium 4 2.66GHz	NA	253	NA	602	NA	66.1	3	Jan 2009	PGA478	Desktop
Intel Pentium 4 2.80GHz	NA	323	NA	630	NA	69.7	4	Nov 2008	PGA478	Desktop
Intel Pentium 4 2.93GHz	NA	303	NA	638	NA	NA	NA	Feb 2009	NA	Desktop
Intel Pentium 4 3.00GHz	NA	354	NA	649	NA	81.9	4	Nov 2008	PGA478	Desktop
Intel Pentium 4 3.06GHz	NA	347	NA	657	NA	81.8	4	Feb 2009	PGA478	Desktop
Intel Pentium 4 3.20GHz	NA	376	NA	693	NA	82	4	Nov 2008	PGA478	Desktop
Intel Pentium 4 3.40GHz	NA	396	NA	744	NA	89	4	Dec 2008	PGA478	Desktop
Intel Pentium 4 3.46GHz	NA	487	NA	669	NA	NA	NA	Mar 2009	NA	Desktop

July Special
20% OFF
TestLog

CPU Name	Price ¹	CPU Mark	CPU Value ²	Single Thread Mark	Single Thread Value ³	TDP (W)	Power Perf. ⁴	Test Date ⁵	Socket	Desktop Category
Intel Pentium 4 3.60GHz	NA	491	NA	793	NA	NA	NA	Nov 2008	NA	Desktop
Intel Pentium 4 3.73GHz	NA	486	NA	701	NA	NA	NA	Mar 2009	NA	Desktop
Intel Pentium 4 3.80GHz	NA	488	NA	820	NA	65	7	Dec 2008	NA	Desktop
Intel Pentium 4 4.00GHz	NA	184	NA	NA	NA	NA	NA	Nov 2011	NA	Desktop
Intel Pentium 4 Mobile 1.40GHz	NA	149	NA	NA	NA	NA	NA	Apr 2009	NA	Laptop
Intel Pentium 4 Mobile 1.50GHz	NA	197	NA	NA	NA	NA	NA	Aug 2009	NA	Laptop
Intel Pentium 4 Mobile 1.60GHz	NA	178	NA	391	NA	NA	NA	Feb 2009	NA	Laptop
Intel Pentium 4 Mobile 1.70GHz	NA	208	NA	NA	NA	NA	NA	Apr 2009	NA	Laptop
Intel Pentium 4 Mobile 1.80GHz	NA	175	NA	299	NA	NA	NA	May 2009	NA	Laptop
Intel Pentium 4 Mobile 1.90GHz	NA	209	NA	434	NA	NA	NA	Jul 2009	NA	Laptop
Intel Pentium 4 Mobile 2.00GHz	NA	202	NA	477	NA	NA	NA	Jun 2009	NA	Laptop
Intel Pentium 4405U @ 2.10GHz	NA	2985	NA	1170	NA	15	199	Dec 2015	FCBGA1356	Laptop
Intel Pentium 4405Y @ 1.50GHz	NA	2046	NA	790	NA	6	341	May 2016	FCBGA1515	Laptop
Intel Pentium 4415U @ 2.30GHz	NA	3256	NA	1341	NA	15	217	Mar 2017	BGA1356	Laptop
Intel Pentium 5 2.66GHz	NA	705	NA	NA	NA	NA	NA	Mar 2012	NA	Desktop
Intel Pentium 957 @ 1.20GHz	\$134.00*	1095	8.18	636	4.75	17	64	Aug 2011	FCBGA1023	Laptop
Intel Pentium 967 @ 1.30GHz	NA	1149	NA	639	NA	17	67	Mar 2012	FCBGA1023	Laptop
Intel Pentium 977 @ 1.40GHz	NA	1148	NA	NA	NA	17	67	Jul 2012	FCBGA1023	Laptop
Intel Pentium 987 @ 1.50GHz	NA	1223	NA	699	NA	17	71	Jul 2012	FCBGA1023	Laptop
Intel Pentium 997 @ 1.60GHz	NA	1457	NA	794	NA	17	85	Nov 2012	BGA-1023	Laptop
Intel Pentium A1018 @ 2.10GHz	NA	1605	NA	906	NA	35	45	Aug 2014	FCPGA988	Laptop
Intel Pentium B940 @ 2.00GHz	\$29.94*	1724	57.59	981	32.77	35	49	Jun 2011	PGA988	Laptop



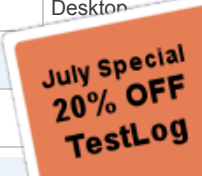
CPU Name	NA Price ¹	CPU Mark	GPU Value ²	Single Thread Mark	Single Thread Value ³	TDP (W)	Power Perf. ⁴	Test Date ⁵	PGA988 Socket	Laptop Category
Intel Pentium B950 @ 2.10GHz	\$48.99*	1859	37.96	1065	21.74	35	53	Jan 2012	PGA988	Laptop
Intel Pentium B960 @ 2.20GHz	\$50.99*	1960	38.46	1115	21.87	35	56	Jul 2012	PGA988	Laptop
Intel Pentium B970 @ 2.30GHz	\$69.95*	2056	29.40	1173	16.77	35	58	Dec 2012	FCPGA988	Laptop
Intel Pentium D 805 @ 2.66GHz	NA	534	NA	619	NA	95	5	Dec 2008	PLGA775	Desktop
Intel Pentium D 830 @ 3.00GHz	NA	645	NA	697	NA	95	6	Dec 2008	PLGA775	Desktop
Intel Pentium D 915 @ 2.80GHz	NA	584	NA	649	NA	95	6	Dec 2008	PLGA775	Desktop
Intel Pentium D 940 @ 3.20GHz	NA	710	NA	757	NA	130	5	Dec 2008	PLGA775	Desktop
Intel Pentium D 950 @ 3.40GHz	NA	742	NA	798	NA	130	5	Nov 2008	PLGA775	Desktop
Intel Pentium D 960 @ 3.60GHz	NA	823	NA	847	NA	130	6	Apr 2009	PLGA775	Desktop
Intel Pentium E2140 @ 1.60GHz	\$147.01*	871	5.93	585	3.98	65	13	Nov 2008	LGA775, PLGA775	Desktop
Intel Pentium E2160 @ 1.80GHz	\$40.00	999	24.99	655	16.38	65	15	Dec 2008	LGA775	Desktop
Intel Pentium E2180 @ 2.00GHz	\$129.95	1088	8.37	726	5.59	65	16	Nov 2008	LGA775	Desktop
Intel Pentium E2200 @ 2.20GHz	\$142.97*	1202	8.41	797	5.58	65	18	Jan 2009	LGA775	Desktop
Intel Pentium E2210 @ 2.20GHz	NA	1174	NA	906	NA	65	18	Sep 2009	LGA775	Desktop
Intel Pentium E2220 @ 2.40GHz	\$132.01*	1337	10.13	892	6.76	65	20	Jan 2009	LGA775	Desktop
Intel Pentium E5200 @ 2.50GHz	\$18.99	1488	78.37	1015	53.47	65	22	May 2009	LGA775	Desktop
Intel Pentium E5300 @ 2.60GHz	\$24.95	1549	62.10	1051	42.15	65	23	Apr 2009	LGA775	Desktop
Intel Pentium E5400 @ 2.70GHz	\$157.95	1598	10.12	1090	6.91	65	24	Apr 2009	LGA775	Desktop
Intel Pentium E5500 @ 2.80GHz	\$24.95	1638	65.66	1129	45.27	65	25	Jun 2010	LGA775	Desktop
Intel Pentium E5700 @ 3.00GHz	\$109.72*	1743	15.89	1223	11.15	65	26	Sep 2010	LGA775	Desktop
Intel Pentium E5800 @ 3.20GHz	\$34.95	1910	54.66	1314	37.61	65	29	Jan 2012	LGA775	Desktop

July Special
20% OFF
TestLog

CPU Name	Price ¹	CPU Mark ¹	CPU Value ²	Single Thread Mark	Single Thread Value ³	TDP (W)	Power Perf. ⁴	Test Date ⁵	Socket	Category
Intel Pentium E6300 @ 2.80GHz	\$14.95	1701	113.81	1137	76.11	65	26	Jun 2009	LGA775	Desktop
Intel Pentium E6500 @ 2.93GHz	\$49.99	1759	35.20	1194	23.90	65	27	Nov 2009	LGA775	Desktop
Intel Pentium E6600 @ 3.06GHz	\$16.00	1884	117.77	1256	78.54	65	28	Nov 2010	LGA775	Desktop
Intel Pentium E6700 @ 3.20GHz	\$79.99	1947	24.35	1296	16.20	65	29	Jul 2010	LGA775	Desktop
Intel Pentium E6800 @ 3.33GHz	\$831.38*	2036	2.45	1368	1.65	65	31	Oct 2010	LGA775	Desktop
Intel Pentium Extreme Edition 955 @ 3.46GHz	\$759.00*	905	1.19	795	1.05	130	6	Apr 2009	PLGA775	Desktop
Intel Pentium Extreme Edition 965 @ 3.73GHz	NA	969	NA	831	NA	130	7	Mar 2009	PLGA775	Desktop
Intel Pentium G2010 @ 2.80GHz	\$25.99	2620	100.83	1494	57.52	55	47	Feb 2013	FCLGA1155	Desktop
Intel Pentium G2020 @ 2.90GHz	\$82.41	2770	33.62	1543	18.73	55	50	Jan 2013	FCLGA1155	Desktop
Intel Pentium G2020T @ 2.50GHz	\$64.00*	2483	38.80	1331	20.80	35	70	Jan 2013	FCLGA1155	Desktop
Intel Pentium G2030 @ 3.00GHz	\$75.00*	2885	38.47	1607	21.43	55	52	Jul 2013	FCLGA1155	Desktop
Intel Pentium G2030T @ 2.60GHz	\$64.00*	2442	38.16	1365	21.34	35	69	Jan 2014	LGA1155	Desktop
Intel Pentium G2100T @ 2.60GHz	NA	2802	NA	1442	NA	35	80	May 2016	LGA1155	Desktop
Intel Pentium G2120 @ 3.10GHz	\$88.02*	3074	34.93	1641	18.65	55	55	Oct 2012	FCLGA1155	Desktop
Intel Pentium G2130 @ 3.20GHz	\$89.99	3209	35.66	1711	19.02	55	58	Feb 2013	FCLGA1155	Desktop
Intel Pentium G2140 @ 3.30GHz	\$82.08	3395	41.37	1812	22.08	55	61	Jan 2014	LGA1155	Desktop
Intel Pentium G3220 @ 3.00GHz	\$78.47	3155	40.21	1745	22.24	54	58	Sep 2013	FCLGA1150	Desktop
Intel Pentium G3220T @ 2.60GHz	\$39.99*	2613	65.35	1444	36.13	35	74	Mar 2014	LGA1150	Desktop
Intel Pentium G3240 @ 3.10GHz	\$149.00*	3196	21.45	1784	11.98	53	60	May 2014	FCLGA1150	Desktop
Intel Pentium G3240T @ 2.70GHz	NA	2936	NA	1575	NA	35	83	Aug 2014	LGA1150	Desktop
Intel Pentium G3250 @ 3.20GHz	\$98.95	3258	32.93	1859	18.80	53	61	Sep 2014	LGA1150	Desktop



CPU Name	Price ¹	2970 CPU Mark	NA CPU Value ²	1645 Single Thread Mark	NA Single Thread Value ³	35 TDP (W)	84 Power Perf. ⁴	Jan 2015 Test Date	LGA1150 Socket	Desktop Category
Intel Pentium G3250T @ 2.80GHz	NA	2970	NA	1645	NA	35	84	Jan 2015	LGA1150	Desktop
Intel Pentium G3258 @ 3.20GHz	\$82.01	Mark	Value ²	Mark	Value ³	(W)	Perf. ⁴	Date	FCLGA1150	Desktop
Intel Pentium G3260 @ 3.30GHz	\$76.49	3385	44.26	1918	25.09	53	63	May 2015	LGA1150	Desktop
Intel Pentium G3260T @ 2.90GHz	\$69.95*	2919	41.73	1712	24.48	35	83	Aug 2015	LGA1150	Desktop
Intel Pentium G3320TE @ 2.30GHz	NA	2389	NA	1350	NA	35	68	Jan 2014	FCLGA1150	Desktop
Intel Pentium G3420 @ 3.20GHz	\$201.41*	3424	17.00	1868	9.28	54	63	Sep 2013	FCLGA1150	Desktop
Intel Pentium G3420T @ 2.70GHz	\$75.25	3008	39.98	1606	21.34	35	85	Sep 2014	LGA1150	Desktop
Intel Pentium G3430 @ 3.30GHz	\$116.15*	3475	29.92	1873	16.13	54	64	Oct 2013	FCLGA1150	Desktop
Intel Pentium G3440 @ 3.30GHz	\$114.72*	3329	29.03	1891	16.49	53	62	Jul 2014	LGA1150	Desktop
Intel Pentium G3440T @ 2.80GHz	NA	3101	NA	1660	NA	35	88	Nov 2014	LGA1150	Desktop
Intel Pentium G3450 @ 3.40GHz	\$175.48*	3727	21.24	2007	11.44	53	70	Jul 2014	FCLGA1150	Desktop
Intel Pentium G3450T @ 2.90GHz	NA	2967	NA	1166	NA	35	84	Oct 2015	LGA1150	Desktop
Intel Pentium G3460 @ 3.50GHz	\$116.37	3587	30.83	2015	17.32	53	67	Sep 2014	LGA1150	Desktop
Intel Pentium G3470 @ 3.60GHz	\$104.29*	3702	35.50	2130	20.42	53	69	May 2015	LGA1150	Desktop
Intel Pentium G4400 @ 3.30GHz	\$53.65	3597	67.05	1879	35.03	54	66	Oct 2015	FCLGA1151	Desktop
Intel Pentium G4400T @ 2.90GHz	NA	3248	NA	1647	NA	35	92	Oct 2015	FCLGA1151	Desktop
Intel Pentium G4500 @ 3.50GHz	\$70.22	3973	56.59	1991	28.35	51	77	Oct 2015	FCLGA1151	Desktop
Intel Pentium G4500T @ 3.00GHz	NA	3471	NA	1724	NA	35	99	Mar 2016	FCLGA1151	Desktop
Intel Pentium G4520 @ 3.60GHz	\$92.50	4195	45.35	2078	22.47	51	82	Nov 2015	FCLGA1151	Desktop
Intel Pentium G4560 @ 3.50GHz	\$178.13	5097	28.62	1992	11.19	54	94	Jan 2017	FCLGA1151	Desktop
Intel Pentium G4560T @ 2.90GHz	NA	4156	NA	1655	NA	35	118	Mar 2017	FCLGA1151	Desktop
Intel Pentium G4600 @ 3.60GHz	\$86.99	5453	62.69	2074	23.84	51	106	Jan 2017	FCLGA1151	Desktop
Intel Pentium G4600T @ 3.00GHz	NA	4438	NA	1747	NA	35	126	Apr 2017	FCLGA1151	Desktop



CPU Name	Price ¹	CPU Mark	CPU Value ²	Single Thread Mark	Single Thread Value ³	TDP (W)	Power Perf. ⁴	Test Date	Socket	Category
Intel Pentium G4600T @ 3.00GHz										
Intel Pentium G4620 @ 3.70GHz	\$99.99									
Intel Pentium G620 @ 2.60GHz	\$74.15*	2303	31.06	1326	17.88	65	35	May 2011	LGA1155	Desktop
Intel Pentium G620T @ 2.20GHz	\$79.99*	2052	25.66	1136	14.21	35	58	Jul 2011	LGA1155	Desktop
Intel Pentium G630 @ 2.70GHz	\$100.00	2373	23.73	1380	13.80	65	36	Nov 2011	LGA1155	Desktop
Intel Pentium G630T @ 2.30GHz	\$79.99*	2123	26.54	1179	14.74	35	60	Oct 2011	LGA1155	Desktop
Intel Pentium G640 @ 2.80GHz	\$178.59*	2523	14.13	1435	8.04	65	38	Jul 2012	LGA1155	Desktop
Intel Pentium G640T @ 2.40GHz	NA	1939	NA	1182	NA	35	55	Jan 2012	LGA1155	Desktop
Intel Pentium G645 @ 2.90GHz	\$80.00*	2602	32.54	1487	18.59	65	40	Jan 2012	LGA1155	Desktop
Intel Pentium G645T @ 2.50GHz	NA	2313	NA	1278	NA	35	66	Jan 2012	LGA1155	Desktop
Intel Pentium G6950 @ 2.80GHz	\$59.99	1862	31.05	1109	18.50	73	25	Jan 2010	LGA1156	Desktop
Intel Pentium G6951 @ 2.80GHz	\$94.00*	2311	24.59	1174	12.50	73	31	Jan 2011	LGA1156	Desktop
Intel Pentium G6960 @ 2.93GHz	NA	2112	NA	1200	NA	73	28	Feb 2011	LGA1156	Desktop
Intel Pentium G840 @ 2.80GHz	\$59.99*	2571	42.87	1457	24.30	65	39	Jun 2011	FCLGA1155	Desktop
Intel Pentium G850 @ 2.90GHz	\$34.90	2664	76.34	1498	42.92	65	40	May 2011	FCLGA1155	Desktop
Intel Pentium G860 @ 3.00GHz	\$84.99	2759	32.46	1551	18.25	65	42	Nov 2011	FCLGA1155	Desktop
Intel Pentium G870 @ 3.10GHz	\$97.00	2881	29.71	1608	16.58	65	44	Sep 2012	FCLGA1155	Desktop
Intel Pentium III 1133 @ 1133MHz	NA	284	NA	NA	NA	29.1	9	Jul 2010	Socket 370	Desktop
Intel Pentium III 1200 @ 1200MHz	NA	278	NA	NA	NA	29.9	9	Mar 2009	Socket 370	Desktop
Intel Pentium III 1266S @ 1266MHz	NA	309	NA	NA	NA	30.4	10	May 2009	Socket 370	Desktop
Intel Pentium III 1400 @ 1400MHz	NA	297	NA	418	NA	31.2	9	Aug 2009	Socket 370	Desktop
Intel Pentium III 1400S @ 1400MHz	NA	301	NA	427	NA	32.2	9	Jul 2009	Socket 370	Desktop
Intel Pentium III 933S @ 933MHz	NA	238	NA	NA	NA	27.3	8	Jul 2009	Socket 370	Desktop

July Special
20% OFF
TestLog

CPU Name	Price ¹	CPU Mark ²	CPU NA Value ²	Single Thread NA Mark	Single Thread NA Value ³	TDP NA (W)	Power NA Perf. ⁴	Test May 2009 Date ⁵	Socket	Category
Intel Pentium III Mobile 1000MHz	NA	245	NA	NA	NA	NA	NA	Mar 2009	NA	Laptop
Intel Pentium III Mobile 1066MHz	NA	268	NA	NA	NA	NA	NA	Mar 2009	NA	Laptop
Intel Pentium III Mobile 1133MHz	NA	251	NA	334	NA	NA	NA	Mar 2009	NA	Laptop
Intel Pentium III Mobile 1200MHz	NA	262	NA	365	NA	NA	NA	Feb 2009	NA	Laptop
Intel Pentium III Mobile 750MHz	NA	103	NA	NA	NA	NA	NA	Aug 2009	NA	Laptop
Intel Pentium III Mobile 800MHz	NA	182	NA	237	NA	NA	NA	Apr 2009	NA	Laptop
Intel Pentium III Mobile 866MHz	NA	152	NA	202	NA	NA	NA	Apr 2009	NA	Laptop
Intel Pentium III Mobile 933MHz	\$25.51*	218	8.58	NA	NA	NA	NA	Apr 2009	NA	Laptop
Intel Pentium J2850 @ 2.41GHz	NA	1817	NA	546	NA	10	181	May 2014	FCBGA1170	Desktop
Intel Pentium J2900 @ 2.41GHz	NA	1980	NA	590	NA	10	198	Feb 2014	FCBGA1170	Desktop
Intel Pentium J3710 @ 1.60GHz	NA	2005	NA	602	NA	6.5	308	May 2016	NA	Desktop
Intel Pentium J4205 @ 1.50GHz	NA	2338	NA	889	NA	10	233	Oct 2016	FCBGA1296	Desktop
Intel Pentium M 1.10GHz	NA	282	NA	335	NA	NA	NA	Mar 2009	NA	Unknown
Intel Pentium M 1.20GHz	NA	298	NA	379	NA	NA	NA	Dec 2008	NA	Unknown
Intel Pentium M 1.30GHz	NA	301	NA	384	NA	22	13	Feb 2009	H-PBGA479, PPG	Laptop
Intel Pentium M 1.40GHz	NA	345	NA	425	NA	22	15	Dec 2008	H-PBGA479, PPG	Laptop
Intel Pentium M 1.50GHz	NA	367	NA	452	NA	24.5	14	Feb 2009	H-PBGA479, PPG	Laptop
Intel Pentium M 1.60GHz	NA	367	NA	465	NA	24.5	14	Nov 2008	H-PBGA479, PPG	Laptop
Intel Pentium M 1.70GHz	NA	411	NA	524	NA	24.5	16	Dec 2008	H-PBGA479, PPG	Laptop
Intel Pentium M 1.73GHz	NA	416	NA	517	NA	27	15	Jan 2009	H-PBGA479, PPGA4	Laptop
Intel Pentium M 1.80GHz	NA	406	NA	510	NA	21	19	Dec 2008	H-PBGA479, PPGA4	Laptop

July Special
20% OFF
TestLog

Intel Pentium M 1.86GHz CPU Name	NA Price ¹	439 CPU Mark	NA CPU Value ²	548 Single Thread Mark	NA Single Thread Value ³	27 TDP (W)	16 Power Perf. ⁴	Feb 2009 Test Date ⁵	H-PBGA479, Socket	Laptop Category
Intel Pentium M 1000MHz	NA	233	NA	319	NA	7	33	Mar 2009	NA	Laptop
Intel Pentium M 1100MHz	NA	259	NA	NA	NA	12	21	Mar 2009	H-PBGA479	Laptop
Intel Pentium M 1200MHz	NA	237	NA	254	NA	12	19	Apr 2009	NA	Laptop
Intel Pentium M 1300MHz	NA	303	NA	416	NA	22	13	Feb 2009	H-PBGA479, PPGA4	Laptop
Intel Pentium M 1400MHz	NA	321	NA	433	NA	22	14	Feb 2009	H-PBGA479, PPGA4	Laptop
Intel Pentium M 1500MHz	NA	354	NA	485	NA	24.5	14	Feb 2009	H-PBGA479, PPGA4	Laptop
Intel Pentium M 1600MHz	NA	342	NA	466	NA	24.5	13	Feb 2009	H-PBGA479, PPGA4	Laptop
Intel Pentium M 1700MHz	NA	376	NA	529	NA	24.5	15	Mar 2009	H-PBGA479, PPGA4	Laptop
Intel Pentium M 2.00GHz	NA	465	NA	582	NA	21	22	Feb 2009	H-PBGA479, PPGA4	Laptop
Intel Pentium M 2.10GHz	NA	448	NA	543	NA	21	21	Feb 2009	H-PBGA479, PPGA4	Laptop
Intel Pentium M 2.13GHz	NA	509	NA	643	NA	27	18	Feb 2009	H-PBGA479, PPGA4	Laptop
Intel Pentium M 2.26GHz	NA	509	NA	635	NA	27	18	Mar 2009	H-PBGA479, PPGA4	Laptop
Intel Pentium M 756 @ 1.66GHz	NA	484	NA	NA	NA	NA	NA	Mar 2010	NA	Unknown
Intel Pentium M 900MHz	NA	220	NA	NA	NA	7	31	May 2009	NA	Laptop
Intel Pentium N3510 @ 1.99GHz	NA	1549	NA	435	NA	7.5	206	Dec 2013	FCBGA1170	
Intel Pentium N3520 @ 2.16GHz	NA	1802	NA	514	NA	7.5	240	Jan 2014	FCBGA1170	
Intel Pentium N3530 @ 2.16GHz	NA	1890	NA	543	NA	7.5	252	Jun 2014	FCBGA1170	

July Special
20% OFF
TestLog

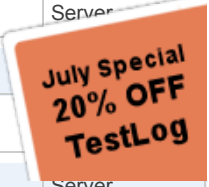
CPU Name	Price ¹	CPU Mark ¹	CPU Value ²	Single Thread Mark ¹	Single Thread Value ³	TDP (W) ¹	Power Perf. ⁴	Test Date ⁵	Socket	Category
Intel Pentium N3540 @ 2.16GHz	\$250.87*	1947	7.76	578	2.30	7.5	259	Oct 2014	FCBGA1170	Laptop
Intel Pentium N3700 @ 1.60GHz	\$303.14	1863	6.15	546	1.80	6	310	Apr 2015	FCBGA1170	Laptop
Intel Pentium N3710 @ 1.60GHz	NA	1889	NA	567	NA	6	314	Mar 2016	FCBGA1170	Laptop
Intel Pentium N4200 @ 1.10GHz	NA	2035	NA	852	NA	6	339	Nov 2016	FCBGA1296	Laptop
Intel Pentium P6000 @ 1.87GHz	NA	1249	NA	695	NA	35	35	Jun 2010	PGA988	Laptop
Intel Pentium P6100 @ 2.00GHz	\$12.00	1328	110.72	786	65.54	35	37	Sep 2010	PGA988	Laptop
Intel Pentium P6200 @ 2.13GHz	\$59.99*	1344	22.42	809	13.50	35	38	Dec 2010	PGA988	Laptop
Intel Pentium P6300 @ 2.27GHz	NA	1395	NA	851	NA	35	39	May 2011	PGA988	Laptop
Intel Pentium SU2700 @ 1.30GHz	NA	407	NA	449	NA	10	40	Aug 2009	NA	Laptop
Intel Pentium SU4100 @ 1.30GHz	NA	870	NA	520	NA	10	87	Sep 2009	BGA956	Laptop
Intel Pentium T1080 @ 1.73GHz	NA	842	NA	NA	NA	NA	NA	Nov 2011	NA	Unknown
Intel Pentium T2060 @ 1.60GHz	NA	675	NA	512	NA	31	21	Dec 2008	PGA478	Laptop
Intel Pentium T2080 @ 1.73GHz	\$159.95*	712	4.45	535	3.35	31	22	Dec 2008	PGA478	Laptop
Intel Pentium T2130 @ 1.86GHz	NA	710	NA	557	NA	31	22	Feb 2009	PGA478	Laptop
Intel Pentium T2310 @ 1.46GHz	NA	723	NA	496	NA	35	20	Dec 2008	PPGA478	Laptop
Intel Pentium T2330 @ 1.60GHz	NA	835	NA	562	NA	35	23	Feb 2009	PPGA478	Laptop
Intel Pentium T2370 @ 1.73GHz	NA	843	NA	574	NA	35	24	Dec 2008	PPGA478	Laptop
Intel Pentium T2390 @ 1.86GHz	NA	941	NA	642	NA	35	26	Feb 2009	PPGA478	Laptop
Intel Pentium T2410 @ 2.00GHz	NA	994	NA	681	NA	NA	NA	Mar 2009	NA	Unknown
Intel Pentium T3200 @ 2.00GHz	\$12.00*	1030	85.91	679	56.66	35	29	Feb 2009	PPGA478	Laptop
Intel Pentium T3400 @ 2.16GHz	\$14.00	1115	79.66	739	52.84	35	31	Feb 2009	PPGA478	Laptop
Intel Pentium T4200 @ 2.00GHz	\$12.00*	1150	95.84	775	64.61	35	32	Mar 2009	PGA478	Laptop



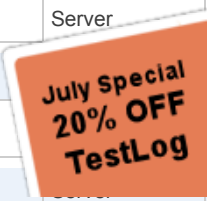
CPU Name	Price ¹	Mark ²	Value ²	Mark ³	Value ³	TDP (W)	Power Perf. ⁴	Date ⁵	Socket	Category
Intel Pentium T4300 @ 2.10GHz	NA	1282	NA	845	NA	35	36	Dec 2011	PGA478	Laptop
Intel Pentium T4400 @ 2.20GHz	NA	1282	NA	845	NA	35	36	Dec 2011	PGA478	Laptop
Intel Pentium T4500 @ 2.30GHz	NA	1339	NA	882	NA	35	38	Feb 2010	PGA478	Laptop
Intel Pentium U5400 @ 1.20GHz	NA	838	NA	481	NA	18	46	Aug 2010	BGA1288	Laptop
Intel Pentium U5600 @ 1.33GHz	NA	977	NA	541	NA	18	54	Feb 2011	BGA1288	Laptop
Intel T1200 @ 1.50GHz	NA	435	NA	NA	NA	NA	NA	Apr 2009	NA	Unknown
Intel T1400 @ 1.73GHz	NA	917	NA	643	NA	NA	NA	Mar 2009	NA	Unknown
Intel T1500 @ 1.86GHz	NA	965	NA	688	NA	NA	NA	May 2009	NA	Unknown
Intel T2050 @ 2.00GHz	NA	959	NA	677	NA	31	30	Dec 2012	PPGA478	Unknown
Intel Xeon 1500MHz	NA	193	NA	NA	NA	NA	NA	May 2009	NA	Server
Intel Xeon 2.00GHz	NA	233	NA	398	NA	NA	NA	Feb 2009	NA	Server
Intel XEON 2.20GHz	NA	252	NA	540	NA	NA	NA	May 2009	NA	Server
Intel Xeon 2.40GHz	\$9.10*	276	30.35	595	65.42	NA	NA	Mar 2009	NA	Server
Intel Xeon 2.66GHz	NA	435	NA	NA	NA	NA	NA	Mar 2009	NA	Server
Intel Xeon 2.80GHz	NA	400	NA	590	NA	103	3	Nov 2008	PPGA604	Server
Intel Xeon 3.00GHz	NA	391	NA	607	NA	103	3	Feb 2009	PPGA604	Server
Intel Xeon 3.06GHz	NA	491	NA	NA	NA	NA	NA	Feb 2009	NA	Server
Intel Xeon 3.20GHz	NA	461	NA	756	NA	103	4	Feb 2009	PPGA604	Server
Intel Xeon 3.40GHz	NA	478	NA	743	NA	103	4	Nov 2008	PPGA604	Server
Intel Xeon 3.60GHz	\$851.00*	500	0.59	833	0.98	110	4	Mar 2009	PPGA604	Server
Intel Xeon 3.73GHz	NA	1041	NA	839	NA	NA	NA	May 2009	NA	Server
Intel Xeon 3.80GHz	\$851.00*	604	0.71	914	1.07	110	5	Apr 2009	PPGA604	Server



CPU Name	Price ¹	CPU	Value ²	Single Thread	Single Thread	TDP	Power	Test	Socket	Category
	Mark	Mark	Mark	Value ³	Value ³	(W)	Perf. ⁴	Date ⁵		
Intel Xeon 3040 @ 1.86GHz	\$25.04*	1281	51.16	743	29.68	65	19	Nov 2009	LGA775	Server
Intel Xeon 3050 @ 2.13GHz	\$25.20*	1311	52.04	819	32.94	65	20	Feb 2009	LGA775	Server
Intel Xeon 3060 @ 2.40GHz	\$28.69*	1518	52.94	852	29.72	65	23	Jul 2009	LGA775	Server
Intel Xeon 3065 @ 2.33GHz	\$157.95*	1504	9.53	864	5.47	65	23	May 2009	LGA775	Server
Intel Xeon 3070 @ 2.66GHz	\$408.95*	1776	4.34	1024	2.50	65	27	May 2010	LGA775	Server
Intel Xeon 3075 @ 2.66GHz	\$349.95*	1840	5.26	1061	3.03	NA	NA	Feb 2011	NA	Server
Intel Xeon 3085 @ 3.00GHz	NA	1801	NA	1117	NA	65	27	Nov 2015	LGA775	Server
Intel Xeon 5110 @ 1.60GHz	\$19.99*	1079	54.02	619	30.98	65	16	Mar 2009	LGA771	Server
Intel Xeon 5120 @ 1.86GHz	\$104.80*	1249	11.92	722	6.89	65	19	Mar 2009	LGA771	Server
Intel Xeon 5130 @ 2.00GHz	\$15.47*	1379	89.14	771	49.89	65	21	Feb 2009	LGA771	Server
Intel Xeon 5133 @ 2.20GHz	NA	1598	NA	862	NA	40	39	Nov 2013	LGA771	Server
Intel Xeon 5140 @ 2.33GHz	\$35.99*	1639	45.55	891	24.77	65	25	Mar 2009	LGA771	Server
Intel Xeon 5148 @ 2.33GHz	\$30.00*	1590	53.03	899	29.99	40	39	Jan 2010	LGA771	Server
Intel Xeon 5150 @ 2.66GHz	\$15.99*	1741	108.92	1020	63.79	65	26	Feb 2009	LGA771	Server
Intel Xeon 5160 @ 3.00GHz	\$45.75*	1971	43.08	1129	24.70	80	24	Feb 2009	LGA771	Server
Intel Xeon D-1518 @ 2.20GHz	NA	4700	NA	1086	NA	35	134	Jun 2016	FCBGA1667	Server
Intel Xeon D-1520 @ 2.20GHz	NA	6396	NA	1398	NA	45	142	Nov 2015	BGA 1667	Server
Intel Xeon D-1521 @ 2.40GHz	NA	6980	NA	1441	NA	45	155	Feb 2016	FCBGA1667	Server
Intel Xeon D-1528 @ 1.90GHz	NA	8612	NA	1385	NA	35	246	May 2016	FCBGA1667	Laptop, Server
Intel Xeon D-1540 @ 2.00GHz	NA	10573	NA	1344	NA	45	234	Apr 2015	FCBGA1667	Server
Intel Xeon D-1541 @ 2.10GHz	NA	11333	NA	1498	NA	45	251	Mar 2016	FCBGA1667	Server
Intel Xeon D-1567 @ 2.10GHz	NA	15028	NA	1564	NA	65	231	Apr 2017	FCBGA1667	Server
Intel Xeon D-1567 @ 2.10GHz	NA	13489	NA	1106	NA	65	207	Jul 2016	FCBGA1667	Server



CPU Name	Price ¹	CPU Mark	CPU Value ²	Single Thread Mark	Single Thread Value ³	TDP (W)	Power Perf. ⁴	Test Date ⁵	Socket	Category
Intel Xeon D-1587 @ 1.70GHz	NA	10409	NA	1190	NA	35	27	Jul 2016	FCLGA1151	Server
Intel Xeon E3-1220 @ 3.10GHz	\$546.22	6602	19.38	1806	5.30	69	95	Jul 2011	LGA1155	Server
Intel Xeon E3-1220 V2 @ 3.10GHz	\$340.66	6602	19.38	1806	5.30	69	95	Jul 2012	LGA1155	Server
Intel Xeon E3-1220 v3 @ 3.10GHz	\$239.90	6926	28.87	1897	7.91	80	86	Jan 2011	LGA1150	Server
Intel Xeon E3-1220 v5 @ 3.00GHz	\$271.41	7691	28.34	1975	7.28	80	96	Jan 2016	FCLGA1151	Server
Intel Xeon E3-1220L @ 2.20GHz	NA	3563	NA	1736	NA	20	178	May 2011	LGA1155	Server
Intel Xeon E3-1220L V2 @ 2.30GHz	NA	4427	NA	1707	NA	17	260	Mar 2014	LGA1155	Server
Intel Xeon E3-1220L v3 @ 1.10GHz	NA	2110	NA	829	NA	13	162	May 2014	LGA1150	Server
Intel Xeon E3-1225 @ 3.10GHz	\$248.79	5954	23.93	1746	7.02	95	62	Jan 2011	LGA1155	Server
Intel Xeon E3-1225 V2 @ 3.20GHz	\$339.95	6822	20.07	1903	5.60	77	88	Sep 2012	LGA1155	Server
Intel Xeon E3-1225 v3 @ 3.20GHz	\$383.62*	7137	18.60	2024	5.28	84	84	Jun 2013	LGA1150	Server
Intel Xeon E3-1225 v5 @ 3.30GHz	\$234.34	7761	33.12	1992	8.50	80	97	Feb 2016	FCLGA1151	Server
Intel Xeon E3-1226 v3 @ 3.30GHz	\$365.25	7554	20.68	2099	5.75	84	89	Jul 2014	FCLGA1150	Server
Intel Xeon E3-1230 @ 3.20GHz	\$428.35	7943	18.54	1829	4.27	80	99	Apr 2011	LGA1155	Server
Intel Xeon E3-1230 V2 @ 3.30GHz	\$359.95	8849	24.58	1942	5.40	69	128	May 2012	LGA1155	Server
Intel Xeon E3-1230 v3 @ 3.30GHz	\$264.48*	9315	35.22	2095	7.92	80	116	Jun 2013	LGA1150	Server
Intel Xeon E3-1230 v5 @ 3.40GHz	\$339.92	9664	28.43	2082	6.13	80	120	Jan 2016	FCLGA1151	Server
Intel Xeon E3-1230 v6 @ 3.50GHz	\$269.99	11081	41.04	2275	8.43	72	153	Jun 2017	FCLGA1151	Server
Intel Xeon E3-1230L v3 @ 1.80GHz	\$289.00	7207	24.94	1589	5.50	25	288	Dec 2013	LGA1150	Server
Intel Xeon E3-1231 v3 @ 3.40GHz	\$306.99	9627	31.36	2170	7.07	80	120	May 2014	FCLGA1150	Server
Intel Xeon E3-1235 @ 3.20GHz	\$287.00*	7685	26.78	1837	6.40	95	80	Jun 2011	LGA1155	Server
Intel Xeon E3-1235L v5 @ 2.00GHz	NA	6352	NA	1583	NA	25	254	Mar 2017	FCLGA1151	Server
Intel Xeon E3-1240 @ 3.30GHz	\$209.00	8001	38.28	1847	8.84	80	100	May 2011	LGA1155	Server



CPU Name	Price ¹	CPU Mark ²	CPU Value ²	Single Thread Mark ³	Single Thread Value ³	TDP (W) ⁶	Power Perf. ⁴	Test Date ⁵	Socket ⁵	Category
Intel Xeon E3-1240 V2 @ 3.40GHz	\$299.99*	9706	32.36	2190	7.30	80	121	Jun 2013	LGA1150	Server
Intel Xeon E3-1240 v3 @ 3.40GHz	\$324.39	10333	31.85	2221	6.85	80	129	Nov 2015	FCLGA1151	Server
Intel Xeon E3-1240 v5 @ 3.50GHz	\$295.99	11503	38.86	2395	8.09	72	159	Jul 2017	FCLGA1151	Server
Intel Xeon E3-1240L v3 @ 2.00GHz	NA	7514	NA	1743	NA	25	300	Feb 2015	FCLGA1150	Server
Intel Xeon E3-1241 v3 @ 3.50GHz	\$324.86	10044	30.92	2257	6.95	80	125	Sep 2014	LGA1150	Server
Intel Xeon E3-1245 @ 3.30GHz	\$318.98*	8045	25.22	1869	5.86	95	84	May 2011	LGA1155	Server
Intel Xeon E3-1245 V2 @ 3.40GHz	\$461.92*	9099	19.70	1998	4.33	77	118	May 2012	LGA1155	Server
Intel Xeon E3-1245 v3 @ 3.40GHz	\$534.07	9580	17.94	2162	4.05	84	114	Jun 2013	LGA1150	Server
Intel Xeon E3-1245 v5 @ 3.50GHz	\$337.91	10341	30.60	2158	6.39	80	129	Dec 2015	FCLGA1151	Server
Intel Xeon E3-1245 v6 @ 3.70GHz	\$308.97	9955	32.22	2384	7.72	73	136	Jun 2017	FCLGA1151	Server
Intel Xeon E3-1246 v3 @ 3.50GHz	\$309.99	9993	32.24	2260	7.29	84	118	Jun 2014	FCLGA1150	Server
Intel Xeon E3-1260L @ 2.40GHz	\$323.17*	6534	20.22	1642	5.08	45	145	Jul 2011	LGA1155	Server
Intel Xeon E3-1260L v5 @ 2.90GHz	\$323.17	10067	31.15	2136	6.61	45	223	Jun 2016	FCLGA1151	Server
Intel Xeon E3-1265L @ 2.40GHz	\$918.35*	6054	6.59	1498	1.63	45	134	Jul 2015	LGA1155	Server
Intel Xeon E3-1265L V2 @ 2.50GHz	\$142.42*	7745	54.39	1739	12.21	45	172	Sep 2012	LGA1155	Server
Intel Xeon E3-1265L v3 @ 2.50GHz	\$709.95	8691	12.24	2073	2.92	45	193	Jan 2012	LGA1150	Server
Intel Xeon E3-1268L v3 @ 2.30GHz	NA	7850	NA	1949	NA	45	174	Sep 2014	LGA1150	Server
Intel Xeon E3-1270 @ 3.40GHz	\$369.00	8239	22.33	1919	5.20	80	102	Jun 2011	LGA1155	Server
Intel Xeon E3-1270 V2 @ 3.50GHz	\$253.22	9465	37.38	2071	8.18	69	137	Jul 2012	LGA1155	Server
Intel Xeon E3-1270 v3 @ 3.50GHz	\$369.99*	9832	26.57	2221	6.00	80	122	Jun 2013	LGA1150	Server
Intel Xeon E3-1270 v5 @ 3.60GHz	\$348.99	10226	29.30	2148	6.16	80	127	Nov 2015	FCLGA1151	Server



CPU Name	Price	CPU Mark	CPU Value ²	Single Thread Mark	Single Thread Value ³	TDP (W)	Power Perf. ⁴	Test Date ⁵	Socket	Server Category
Intel Xeon E3-1270 v6 @ 3.80GHz	\$367.98	11324	30.78	2399	6.52	72	157	May 2017	LGA1151	Server
Intel Xeon E3-1271 v3 @ 3.60GHz	\$616.53*	10063	16.32	2266	3.68	80	125	Aug 2014	FCLGA1150	Server
Intel Xeon E3-1275 @ 3.40GHz	\$364.99*	8348	22.87	1933	5.30	95	87	Apr 2011	LGA1155	Server
Intel Xeon E3-1275 V2 @ 3.50GHz	\$808.11	9334	11.55	2061	2.55	77	121	Apr 2012	LGA1155	Server
Intel Xeon E3-1275 v3 @ 3.50GHz	\$400.99	9863	24.60	2190	5.46	95	103	Jun 2013	LGA1150	Server
Intel Xeon E3-1275 v5 @ 3.60GHz	\$362.67*	10346	28.53	2164	5.97	80	129	Dec 2015	FCLGA1151	Server
Intel Xeon E3-1275 v6 @ 3.80GHz	\$354.99	11414	32.16	2401	6.76	73	156	May 2017	FCLGA1151	Server
Intel Xeon E3-1275L v3 @ 2.70GHz	NA	8571	NA	2131	NA	45	190	Feb 2015	LGA1150	Server
Intel Xeon E3-1276 v3 @ 3.60GHz	\$359.59	10244	28.49	2289	6.37	84	121	Jun 2014	FCLGA1150	Server
Intel Xeon E3-1280 @ 3.50GHz	\$1,089.13*	8473	7.78	1967	1.81	95	89	Jun 2011	LGA1155	Server
Intel Xeon E3-1280 V2 @ 3.60GHz	\$644.99*	9746	15.11	2128	3.30	69	141	May 2012	LGA1155	Server
Intel Xeon E3-1280 v3 @ 3.60GHz	\$800.49*	9720	12.14	2235	2.79	82	118	Jun 2013	LGA1150	Server
Intel Xeon E3-1280 v5 @ 3.70GHz	\$654.99*	10644	16.25	2243	3.42	80	133	May 2016	FCLGA1151	Server
Intel Xeon E3-1280 v6 @ 3.90GHz	NA	11262	NA	2440	NA	72	156	Mar 2017	FCLGA1151	Server
Intel Xeon E3-1281 v3 @ 3.70GHz	\$914.52*	10234	11.19	2322	2.54	82	124	Apr 2015	LGA1150	Server
Intel Xeon E3-1285 v3 @ 3.60GHz	NA	10252	NA	2340	NA	84	122	Nov 2016	LGA1150	Server
Intel Xeon E3-1285L v3 @ 3.10GHz	NA	9955	NA	2274	NA	65	153	Nov 2014	LGA1150	Server
Intel Xeon E3-1285L v4 @ 3.40GHz	NA	11224	NA	2269	NA	65	172	Apr 2016	LGA1150	Server
Intel Xeon E3-1286 v3 @ 3.70GHz	\$839.00*	9388	11.19	2143	2.55	84	111	Oct 2014	LGA1150	Server
Intel Xeon E3-1290 @ 3.60GHz	\$885.00*	8704	9.84	1989	2.25	95	91	Dec 2011	LGA1155	Server
Intel Xeon E3-1290 V2 @ 3.70GHz	\$885.00*	9862	11.14	2160	2.44	87	113	May 2012	LGA1155	Server
Intel Xeon E3-1505L v5 @ 2.00GHz	NA	7082	NA	1631	NA	25	283	Mar 2017	FCBGA1440	Server



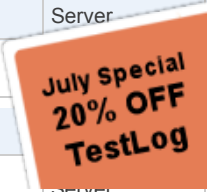
CPU Name	NA Price ¹	CPU Mark	QPU Value ²	Single Thread Mark	Single Thread Value ³	TDP (W)	Power Perf. ⁴	Test Date ⁵	Socket	Server Category
Intel Xeon E3-1505M v5 @ 2.80GHz	NA	10017	NA	2168	NA	45	222	Jan 2017	FCBGA1440	Server
Intel Xeon E3-1505M v6 @ 3.00GHz	NA	10509	NA	2048	NA	45	233	Feb 2017	FCBGA1440	Server
Intel Xeon E3-1515M v5 @ 2.80GHz	NA	9339	NA	1979	NA	45	207	Dec 2015	FCBGA1440	Laptop, Server
Intel Xeon E3-1535M v5 @ 2.90GHz	NA	10798	NA	2322	NA	35	308	Apr 2017	FCBGA1440	Laptop, Server
Intel Xeon E3-1535M v6 @ 3.10GHz	NA	10614	NA	2089	NA	45	235	Feb 2016	FCBGA1440	Laptop, Server
Intel Xeon E3-1545M v5 @ 2.90GHz	NA	10966	NA	2170	NA	45	243	Jun 2016	FCBGA1440	Server
Intel Xeon E3-1575M v5 @ 3.00GHz	NA	9403	NA	1736	NA	65	144	May 2017	FCBGA1440	Server
Intel Xeon E3-1585 v5 @ 3.50GHz										
Intel Xeon E3110 @ 3.00GHz	\$33.01*	2169	65.74	1267	38.40	65	33	Nov 2008	LGA775	Server
Intel Xeon E3113 @ 3.00GHz	NA	2427	NA	1269	NA	65	37	Oct 2014	LGA775	Server
Intel Xeon E3120 @ 3.16GHz	NA	2241	NA	1338	NA	65	34	Mar 2010	LGA775	Server
Intel Xeon E5-1410 @ 2.80GHz	NA	7312	NA	1658	NA	80	91	Jan 2012	LGA1356	Server
Intel Xeon E5-1410 v2 @ 2.80GHz	NA	6822	NA	1699	NA	80	85	Aug 2015	LGA 1356	Server
Intel Xeon E5-1603 @ 2.80GHz	\$164.99*	5494	33.30	1465	8.88	130	42	Jun 2012	LGA2011	Server
Intel Xeon E5-1603 v3 @ 2.80GHz	NA	6027	NA	1504	NA	140	43	Jan 2015	LGA2011-v3	Server
Intel Xeon E5-1603 v4 @ 2.80GHz	NA	6082	NA	1616	NA	140	43	Feb 2017	FCLGA2011-3	Server
Intel Xeon E5-1607 @ 3.00GHz	\$27.50*	5799	210.87	1570	57.10	130	44	Aug 2012	LGA2011	Server
Intel Xeon E5-1607 v2 @ 3.00GHz	\$313.00*	6063	19.37	1610	5.15	130	46	Mar 2014	LGA 2011	Server
Intel Xeon E5-1607 v3 @ 3.10GHz	NA	6928	NA	1744	NA	140	49	Feb 2015	LGA2011-v3	Server
Intel Xeon E5-1607 v4 @ 3.10GHz	NA	7393	NA	1780	NA	140	52	Nov 2016	FCLGA2011-3	Server
Intel Xeon E5-1620 @ 3.60GHz	\$365.72	9085	24.84	1929	5.27	130	69	May 2012	LGA2011	Server
Intel Xeon E5-1620 v2 @ 3.70GHz	\$329.00	9487	28.84	1938	5.89	130	72	Jul 2013	FCLGA2011	Server



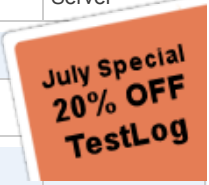
CPU Name	Price ¹	9759 CPU Mark	26.42 CPU Value ²	2024 Single Thread Mark	5.48 Single Thread Value ³	140 TDP (W)	69 Power Perf. ⁴	Sep 2014 Date ⁵	LGA2011-v3 Socket	Server Category
Intel Xeon E5-1620 v3 @ 3.50GHz	\$369.45	9759	26.42	2024	5.48	140	69	Sep 2014	LGA2011-v3	Server
Intel Xeon E5-1620 v4 @ 3.50GHz	\$318.98	10062	31.55	2117	6.64	140	77	May 2016	FCLGA2011-3	Server
Intel Xeon E5-1630 v3 @ 3.70GHz	\$415.49	10209	24.57	2168	5.22	140	72	Oct 2014	LGA2011-v3	Server
Intel Xeon E5-1630 v4 @ 3.70GHz	NA	10360	NA	2157	NA	140	74	Jul 2016	FCLGA2011-3	Server
Intel Xeon E5-1650 @ 3.20GHz	\$175.00	11790	67.38	1922	10.98	130	90	Apr 2012	LGA2011	Server
Intel Xeon E5-1650 v2 @ 3.50GHz	\$912.99	12660	13.87	1968	2.16	130	97	Jul 2013	FCLGA2011	Server
Intel Xeon E5-1650 v3 @ 3.50GHz	\$660.68	13562	20.53	2128	3.22	140	96	Oct 2014	LGA2011-v3	Server
Intel Xeon E5-1650 v4 @ 3.60GHz	\$656.34*	14287	21.77	2172	3.31	140	102	Jul 2016	FCLGA2011-3	Server
Intel Xeon E5-1660 @ 3.30GHz	\$289.90*	12494	43.10	1967	6.79	130	96	Jul 2012	LGA2011	Server
Intel Xeon E5-1660 v2 @ 3.70GHz	\$1,808.95*	13735	7.59	2077	1.15	130	105	Dec 2013	LGA 2011	Server
Intel Xeon E5-1660 v3 @ 3.00GHz	\$1,616.49*	14319	8.86	1773	1.10	140	102	Oct 2014	LGA2011-v3	Server
Intel Xeon E5-1660 v4 @ 3.20GHz	NA	16462	NA	2082	NA	140	117	Oct 2016	FCLGA2011-3	Server
Intel Xeon E5-1680 v2 @ 3.00GHz	NA	17198	NA	2200	NA	130	132	Sep 2014	LGA 2011	Server
Intel Xeon E5-1680 v3 @ 3.20GHz	NA	16673	NA	2114	NA	140	119	Mar 2015	LGA2011-v3	Server
Intel Xeon E5-1680 v4 @ 3.40GHz	NA	16694	NA	2128	NA	140	119	Oct 2016	FCLGA2011-3	Server
Intel Xeon E5-1681 v3 @ 2.90GHz	NA	18282	NA	2016	NA	135	135	Apr 2016	LGA2011-v3	Server
Intel Xeon E5-2403 @ 1.80GHz	\$389.64	3475	8.92	906	2.33	80	43	Jan 2012	LGA 1356	Server
Intel Xeon E5-2403 v2 @ 1.80GHz	\$222.84*	3492	15.67	847	3.80	80	43	Apr 2015	FCLGA1356	Server
Intel Xeon E5-2407 @ 2.20GHz	\$335.02*	3795	11.33	780	2.33	80	47	Jan 2012	LGA 1356	Server
Intel Xeon E5-2407 v2 @ 2.40GHz	\$476.31*	4677	9.82	1139	2.39	80	58	Sep 2014	FCLGA1356	Server
Intel Xeon E5-2418L @ 2.00GHz	NA	5202	NA	1089	NA	50	104	Mar 2016	LGA 1356	Server
Intel Xeon E5-2420 @ 1.90GHz	\$390.00	7139	18.31	1112	2.85	95	75	Jun 2012	LGA1356	Server



CPU Name	Price ¹	8570 CPU Mark	17.86 CPU Value ²	1355 Single Thread Mark	2.82 Single Thread Value ³	80 TDP (W)	107 Power Perf. ⁴	Apr 2014 Test Date ⁵	FCLGA1356 Socket	Server Category
Intel Xeon E5-2420 v2 @ 2.20GHz	\$479.90	8570	17.86	1355	2.82	80	107	Apr 2014	FCLGA1356	Server
Intel Xeon E5-2430 @ 2.20GHz	\$728.95	Mark	Value ²	Mark	Value ³	(W)	Perf. ⁴	Date ⁵	Socket	Category
Intel Xeon E5-2430 @ 2.20GHz	\$728.95	Mark	Value ²	Mark	Value ³	(W)	Perf. ⁴	Date ⁵	Socket	Category
Intel Xeon E5-2430 v2 @ 2.50GHz	\$295.96*	8608	29.09	1263	4.27	80	107	Jul 2014	LGA 1356	Server
Intel Xeon E5-2430L v2 @ 2.40GHz	NA	6627	NA	683	NA	60	110	Feb 2015	LGA 1356	Server
Intel Xeon E5-2440 @ 2.40GHz	\$400.00*	9319	23.30	1464	3.66	95	98	Mar 2014	LGA 1356	Server
Intel Xeon E5-2440 v2 @ 1.90GHz	\$400.00*	9425	23.56	1245	3.11	95	99	Oct 2014	LGA 1356	Server
Intel Xeon E5-2450 @ 2.10GHz	\$503.50	10186	20.23	1073	2.13	95	107	Apr 2015	LGA 1356	Server
Intel Xeon E5-2450L @ 1.80GHz	\$71.50	7389	103.35	1113	15.58	70	105	Aug 2015	LGA 1356	Server
Intel Xeon E5-2470 @ 2.30GHz	\$1,479.99*	10061	6.80	1125	0.76	95	105	Aug 2013	LGA 1356	Server
Intel Xeon E5-2603 @ 1.80GHz	\$223.58	3518	15.74	937	4.19	80	43	Jan 2012	LGA 2011	Server
Intel Xeon E5-2603 v2 @ 1.80GHz	\$189.99	3746	19.72	982	5.17	80	46	Nov 2014	LGA 2011	Server
Intel Xeon E5-2603 v3 @ 1.60GHz	\$227.00	5140	22.65	937	4.13	85	60	Jan 2015	LGA2011-v3	Server
Intel Xeon E5-2603 v4 @ 1.70GHz	\$210.00*	5621	26.77	974	4.64	85	66	Jul 2016	FCLGA2011-3	Server
Intel Xeon E5-2609 @ 2.40GHz	\$67.30	4576	68.00	1212	18.02	80	57	Apr 2012	LGA2011	Server
Intel Xeon E5-2609 v2 @ 2.50GHz	\$612.14	5050	8.25	1253	2.05	80	63	Apr 2014	LGA 2011	Server
Intel Xeon E5-2609 v3 @ 1.90GHz	\$290.00	5934	20.47	1113	3.84	80	74	Nov 2014	LGA2011-v3	Server
Intel Xeon E5-2609 v4 @ 1.70GHz	\$319.99*	6973	21.79	980	3.06	85	82	Aug 2016	FCLGA2011-3	Server
Intel Xeon E5-2618L v3 @ 2.30GHz	NA	12508	NA	1959	NA	75	166	Feb 2017	LGA2011-v3	Server
Intel Xeon E5-2620 @ 2.00GHz	\$149.12	7957	53.37	1231	8.26	95	83	Apr 2012	LGA2011	Server
Intel Xeon E5-2620 v2 @ 2.10GHz	\$340.42	8672	25.47	1280	3.76	80	108	Jul 2013	FCLGA2011	Server
Intel Xeon E5-2620 v3 @ 2.40GHz	\$486.65	9977	20.50	1683	3.46	85	117	Nov 2014	LGA2011-v3	Server
Intel Xeon E5-2620 v4 @ 2.10GHz	\$415.00	11389	27.45	1526	3.68	85	133	May 2016	FCLGA2011-3	Server
Intel Xeon E5-2620 v4 @ 2.10GHz	\$566.84*	9133	16.11	1870	3.30	105	86	Feb 2015	LGA2011-v3	Server



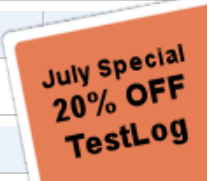
Intel Xeon E5-2623 v3 @ 3.00GHz										
CPU Name	Price ¹	CPU Mark	CPU Value ²	Single Thread Mark	Single Thread Value ³	TDP (W)	Power Perf. ⁴	Test Date	Socket	Category
Intel Xeon E5-2623 v4 @ 2.60GHz	\$549.00*	8061	14.682	1672	3.05 ³	85	94	Jun 2016	FCLGA2011-3	Server
Intel Xeon E5-2628L v2 @ 1.90GHz	NA	9405	NA	1116	NA	70	134	Aug 2015	LGA 2011	Server
Intel Xeon E5-2628L v3 @ 2.00GHz	NA	12405	NA	1473	NA	75	165	Jul 2015	LGA2011-v3	Server
Intel Xeon E5-2628L v4 @ 1.90GHz	\$1,364.00*	13041	9.56	1316	0.97	75	173	Feb 2017	FCLGA2011-3	Server
Intel Xeon E5-2629 v3 @ 2.40GHz	NA	10984	NA	1214	NA	85	129	Oct 2016	LGA2011-v3	Server
Intel Xeon E5-2630 @ 2.30GHz	\$588.07*	8898	15.13	1392	2.37	95	93	Apr 2012	LGA2011	Server
Intel Xeon E5-2630 v2 @ 2.60GHz	\$529.52	10453	19.74	1549	2.93	80	130	Jul 2013	FCLGA2011	Server
Intel Xeon E5-2630 v3 @ 2.40GHz	\$689.90	12838	18.61	1755	2.54	85	151	Oct 2014	LGA2011-v3	Server
Intel Xeon E5-2630 v4 @ 2.20GHz	\$687.10	13999	20.38	1633	2.38	85	164	Apr 2016	FCLGA2011-3	Server
Intel Xeon E5-2630L @ 2.00GHz	NA	7868	NA	1086	NA	60	131	May 2014	LGA 2011	Server
Intel Xeon E5-2630L v3 @ 1.80GHz	NA	7767	NA	1649	NA	55	141	Jun 2016	LGA2011-v3	Server
Intel Xeon E5-2630L v4 @ 1.80GHz	NA	12847	NA	1595	NA	55	233	Jan 2017	FCLGA2011-3	Server
Intel Xeon E5-2637 v2 @ 3.50GHz	\$1,089.70*	9452	8.67	1817	1.67	130	72	Mar 2014	LGA 2011	Server
Intel Xeon E5-2637 v3 @ 3.50GHz	\$1,295.95*	10281	7.93	2152	1.66	135	76	Oct 2014	LGA2011-v3	Server
Intel Xeon E5-2637 v4 @ 3.50GHz	\$1,209.95	10051	8.31	1966	1.63	135	74	May 2016	FCLGA2011-3	Server
Intel Xeon E5-2640 @ 2.50GHz	\$409.95	9623	23.48	1468	3.58	95	101	Apr 2012	LGA2011	Server
Intel Xeon E5-2640 v2 @ 2.00GHz	\$608.95	9914	16.28	1177	1.93	95	104	Feb 2014	LGA 2011	Server
Intel Xeon E5-2640 v3 @ 2.60GHz	\$975.24*	14005	14.36	1949	2.00	90	155	Sep 2014	LGA2011-v3	Server
Intel Xeon E5-2640 v4 @ 2.40GHz	\$969.00	15348	15.84	1854	1.91	90	170	Apr 2016	FCLGA2011-3	Server



CPU Name	Price ¹	CPU Mark ²	CPU Value ²	Single Thread Mark ³	Single Thread Value ³	TDP (W)	Power Perf. ⁴	Test Date ⁵	Socket ¹	Category
Intel Xeon E5-2643 @ 3.30GHz	\$165.05	8479	51.38	1793	10.87	130	65	Jun 2012		
Intel Xeon E5-2643 v2 @ 3.50GHz	\$2,200.00*	11735	5.33	1843	0.84	130	90	Jul 2013	FCLGA2011	Server
Intel Xeon E5-2643 v3 @ 3.40GHz	\$1,496.29*	13852	9.26	1997	1.34	135	102	Jan 2015	LGA2011-v3	Server
Intel Xeon E5-2643 v4 @ 3.40GHz	\$1,734.00	13395	7.73	2056	1.19	135	99	Jun 2016	FCLGA2011-3	Server
Intel Xeon E5-2648L v3 @ 1.80GHz	NA	12332	NA	1459	NA	75	164	Apr 2016	LGA2011-v3	Server
Intel Xeon E5-2648L v4 @ 1.80GHz	NA	14026	NA	1179	NA	75	187	Jul 2017	FCLGA2011-3	Laptop, Server
Intel Xeon E5-2650 @ 2.00GHz	\$102.13	10190	99.78	1296	12.69	95	107	Mar 2012	LGA2011	Server
Intel Xeon E5-2650 v2 @ 2.60GHz	\$688.78*	13053	18.95	1652	2.40	95	137	Jul 2013	FCLGA2011	Server
Intel Xeon E5-2650 v3 @ 2.30GHz	\$964.99	14951	15.49	1690	1.75	105	142	Sep 2014	LGA2011-v3	Server
Intel Xeon E5-2650 v4 @ 2.20GHz	\$1,689.72	15994	9.47	1553	0.92	105	152	Jun 2016	FCLGA2011-3	Server
Intel Xeon E5-2650L @ 1.80GHz	\$109.00	8676	79.60	1117	10.25	70	123	Jan 2012	LGA 2011	Server
Intel Xeon E5-2650L v3 @ 1.80GHz	\$1,010.00*	13248	13.12	1370	1.36	65	203	Aug 2015	LGA2011-v3	Server
Intel Xeon E5-2651 v2 @ 1.80GHz	NA	11176	NA	1107	NA	NA	NA	Apr 2016	LGA 2011	Server
Intel Xeon E5-2658 @ 2.10GHz	\$1,462.00*	9484	6.49	1171	0.80	95	99	Jun 2012	LGA2011	Server
Intel Xeon E5-2658 v2 @ 2.40GHz	NA	14128	NA	1586	NA	95	148	Dec 2013	LGA 2011	Server
Intel Xeon E5-2658 v3 @ 2.20GHz	NA	16351	NA	1694	NA	105	155	Oct 2015	LGA2011-v3	Server
Intel Xeon E5-2658 v4 @ 2.30GHz	NA	16290	NA	1416	NA	105	155	Dec 2016	FCLGA2011-3	
Intel Xeon E5-2660 @ 2.20GHz	\$111.24	11144	100.19	1402	12.61	95	117	Apr 2012	LGA2011	
Intel Xeon E5-2660 v2 @ 2.20GHz	\$850.00*	13435	15.81	1445	1.70	95	141	Mar 2014	LGA 2011	



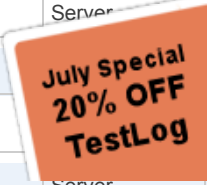
CPUName	Price	CPU Mark	CPU Value ²	Single Thread Mark	Single Thread Value ³	TDP (W)	Power Perf. ⁴	Test Date ⁵	Socket	Server Category
Intel Xeon E5-2660 v3 @ 2.60GHz	\$1,260.00	98161	12.83	1826	1.44	105	153	Sep 2014	LGA2011-v3	Server
Intel Xeon E5-2660 v4 @ 2.00GHz	\$1,499.99*	18816	12.54	1826	1.22	105	179	Nov 2016	FCLGA2011-3	Server
Intel Xeon E5-2663 v3 @ 2.80GHz	NA	13994	NA	1801	NA	120	116	Dec 2015	LGA2011-v3	Server
Intel Xeon E5-2665 @ 2.40GHz	\$141.50*	11941	84.39	1520	10.75	115	103	Jun 2012	LGA2011	Server
Intel Xeon E5-2667 @ 2.90GHz	\$685.12*	10380	15.15	1579	2.30	130	79	Aug 2012	LGA2011	Server
Intel Xeon E5-2667 v2 @ 3.30GHz	\$868.00	16584	19.11	2025	2.33	130	127	Feb 2014	LGA 2011	Server
Intel Xeon E5-2667 v3 @ 3.20GHz	\$2,259.95*	16101	7.12	2044	0.90	135	119	Dec 2014	LGA2011-v3	Server
Intel Xeon E5-2667 v4 @ 3.20GHz	\$2,054.99*	16389	7.98	1881	0.92	135	121	Jul 2016	FCLGA2011-3	Server
Intel Xeon E5-2670 @ 2.60GHz	\$145.70	12270	84.22	1590	10.92	115	106	Mar 2012	LGA2011	Server
Intel Xeon E5-2670 v2 @ 2.50GHz	\$1,549.70	15060	9.72	1593	1.03	115	130	Feb 2014	FCLGA2011	Server
Intel Xeon E5-2670 v3 @ 2.30GHz	\$1,450.00	16619	11.46	1699	1.17	120	138	Aug 2014	LGA2011-v3	Server
Intel Xeon E5-2673 v2 @ 3.30GHz	NA	16320	NA	2009	NA	110	148	Apr 2016	LGA 2011	Server
Intel Xeon E5-2673 v3 @ 2.40GHz	\$700.00*	16982	24.26	1693	2.42	110	154	Sep 2015	LGA2011-v3	Server
Intel Xeon E5-2673 v4 @ 2.30GHz	NA	21073	NA	1776	NA	135	156	Nov 2016	FCLGA2011-3	Server
Intel Xeon E5-2675 v3 @ 1.80GHz	NA	15258	NA	1260	NA	NA	NA	Jan 2016	LGA2011-v3	Server
Intel Xeon E5-2676 v3 @ 2.40GHz	NA	17795	NA	1730	NA	120	148	Nov 2015	LGA2011-v3	Server
Intel Xeon E5-2678 v3 @ 2.50GHz	NA	16905	NA	1717	NA	120	140	Aug 2015	LGA2011-v3	Server
Intel Xeon E5-2679 v4 @ 2.50GHz	\$2,702.00*	25236	9.34	1837	0.68	200	126	Jun 2016	FCLGA2011-3	Server
Intel Xeon E5-2680 @ 2.70GHz	\$239.98	12869	53.63	1658	6.91	130	98	May 2012	LGA2011	Server



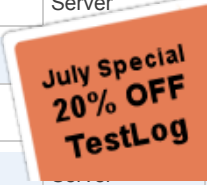
Intel Xeon E5-2680 v2 @ 2.80GHz CPU Name	\$701.95 Price ¹	16341 CPU Mark	1758 CPU Value ²	1758 Single Thread Mark	150 Single Thread Value ³	115 TDP (W)	142 Power Perf. ⁴	Jul 2013 Test Date ⁵	FCLGA2011 Socket	Server Category
Intel Xeon E5-2680 v3 @ 2.50GHz	\$1,455.00	18779	12.91	1869	1.28	120	156	Oct 2014	LGA2011-v3	Server
Intel Xeon E5-2680 v4 @ 2.40GHz	\$1,793.65	19922	11.11	1773	0.99	120	166	May 2016	FCLGA2011-3	Server
Intel Xeon E5-2683 v3 @ 2.00GHz	\$1,984.99*	17486	8.81	1654	0.83	120	145	Feb 2015	LGA2011-v3	Server
Intel Xeon E5-2685 v3 @ 2.60GHz	NA	14154	NA	1757	NA	120	117	Jun 2015	LGA2011-v3	Server
Intel Xeon E5-2686 v3 @ 2.00GHz	NA	19255	NA	1530	NA	120	160	Aug 2015	LGA2011-v3	Server
Intel Xeon E5-2687W @ 3.10GHz	\$720.49	14418	20.01	1865	2.59	150	96	Feb 2012	LGA2011	Server
Intel Xeon E5-2687W v2 @ 3.40GHz	\$2,440.06	16565	6.79	2046	0.84	150	110	Jul 2013	FCLGA2011	Server
Intel Xeon E5-2687W v3 @ 3.10GHz	\$2,404.69*	17779	7.39	1937	0.81	160	111	Oct 2014	LGA2011-v3	Server
Intel Xeon E5-2687W v4 @ 3.00GHz	\$2,337.00*	20102	8.60	1924	0.82	160	125	May 2016	FCLGA2011-3	Server
Intel Xeon E5-2689 @ 2.60GHz	NA	13747	NA	1838	NA	115	119	Mar 2013	LGA 2011	Server
Intel Xeon E5-2689 v4 @ 3.10GHz	NA	19521	NA	2090	NA	165	118	Aug 2016	FCLGA2011	Server
Intel Xeon E5-2690 @ 2.90GHz	\$430.66	14178	32.92	1852	4.30	135	105	Mar 2012	LGA2011	Server
Intel Xeon E5-2690 v2 @ 3.00GHz	\$2,697.01*	16546	6.13	1819	0.67	130	127	Jul 2013	FCLGA2011	Server
Intel Xeon E5-2690 v3 @ 2.60GHz	\$1,909.00	19320	10.12	1960	1.03	135	143	Sep 2014	LGA2011-v3	Server
Intel Xeon E5-2690 v4 @ 2.60GHz	\$2,133.99*	21801	10.22	1917	0.90	135	161	May 2016	FCLGA2011-3	Server
Intel Xeon E5-2692 v2 @ 2.20GHz	NA	16018	NA	1605	NA	115	139	Apr 2016	LGA 2011	Server
Intel Xeon E5-2695 v2 @ 2.40GHz	\$2,410.16*	15881	6.59	1578	0.65	115	138	Dec 2013	LGA 2011	Server
Intel Xeon E5-2695 v3 @ 2.30GHz	\$2,497.62*	20431	8.18	1930	0.77	120	170	Sep 2014	LGA2011-v3	Server



CPU Name	Price ¹	20582 CPU Mark	7.89 CPU Value ²	1705 Single Thread Mark	0.65 Single Thread Value ³	120 TDP (W)	171 Power Ref. ⁴	Aug 2016 Test Date ⁵	FCLGA2011-3 Socket	Server Category
Intel Xeon E5-2696 v2 @ 2.50GHz	\$2,609.84*	16881	NA	1722	NA	NA	NA	Sep 2013	LGA2011	Server
Intel Xeon E5-2696 v3 @ 2.30GHz	\$2,498.00*	22279	8.92	1929	0.77	NA	NA	May 2015	LGA2011-v3	Server
Intel Xeon E5-2695 v4 @ 2.10GHz Intel Xeon E5-2696 v4 @ 2.20GHz	\$2,210.00*	22024	9.97	1693	0.77	145	151	Apr 2016	FCLGA2011-3	Server
Intel Xeon E5-2697 v2 @ 2.70GHz	\$2,387.09	17377	7.28	1685	0.71	130	133	Jun 2013	FCLGA2011	Server
Intel Xeon E5-2697 v3 @ 2.60GHz	\$2,290.00	21608	9.44	1983	0.87	145	149	Aug 2014	LGA2011-v3	Server
Intel Xeon E5-2697 v4 @ 2.30GHz	\$2,805.00*	22228	7.92	1770	0.63	145	153	May 2016	FCLGA2011-3	Server
Intel Xeon E5-2698 v3 @ 2.30GHz	\$2,660.00	21149	7.95	1820	0.68	135	156	Sep 2014	LGA2011-v3	Server
Intel Xeon E5-2698 v4 @ 2.20GHz	\$3,226.00*	21789	6.75	1584	0.49	135	161	Jun 2016	FCLGA2011-3	Server
Intel Xeon E5-2699 v3 @ 2.30GHz	\$3,410.00*	22645	6.64	1868	0.55	145	156	Sep 2014	LGA2011-v3	Server
Intel Xeon E5-2699 v4 @ 2.20GHz	\$2,185.00	23362	10.69	1765	0.81	145	161	Apr 2016	FCLGA2011-3	Server
Intel Xeon E5-4603 @ 2.00GHz	\$712.23*	5014	7.04	1062	1.49	95	52	Mar 2014	LGA 2011	Server
Intel Xeon E5-4620 @ 2.20GHz	\$399.95	8127	20.32	1231	3.08	95	85	Oct 2015	LGA 2011	Server
Intel Xeon E5-4627 v3 @ 2.60GHz	\$2,400.00*	14219	5.92	1781	0.74	135	105	Dec 2016	FCLGA2011	Server
Intel Xeon E5-4627 v4 @ 2.60GHz	NA	15516	NA	1865	NA	135	114	Apr 2017	FCLGA2011-3	Server
Intel Xeon E5-4640 @ 2.40GHz	\$2,730.00*	10523	3.85	1422	0.52	95	110	Aug 2012	LGA2011	Server
Intel Xeon E5-4640 v3 @ 1.90GHz	NA	12121	NA	1492	NA	105	115	Jun 2017	FCLGA2011	Server
Intel Xeon E5-4648 v3 @ 1.70GHz	NA	11097	NA	1310	NA	105	105	Jun 2017	FCLGA2011	Laptop, Server
Intel Xeon E5-4650 @ 2.70GHz	\$799.00*	11960	14.97	1483	1.86	130	92	Jul 2012	LGA2011	Server
Intel Xeon E5-4650L @ 2.60GHz	NA	11821	NA	1367	NA	115	102	Jul 2017	LGA 2011	Server
Intel Xeon E5-4660 v3 @ 2.10GHz	\$4,800.00*	18007	3.75	1728	0.36	120	150	May 2017	NA	Server
Intel Xeon E5-4669 v4 @ 2.20GHz	NA	13626	NA	1250	NA	135	100	Apr 2017	FCLGA2011-3	Server
Intel Xeon E5-4670 @ 2.40GHz	\$942*	1401	148.77	755	80.21	65	21	Jan 2012	LGA 771	Server



CPU Name	Price ¹	CPU Mark	CPU Value ²	Single Thread Mark	Single Thread Value ³	TDP (W)	Power Perf. ⁴	Test Date ²⁰⁰⁹	Socket LGA771	Category Server
Intel Xeon E5205 @ 1.86GHz		1401	140.77	730	30.21	80	21	Jan 2012	LGA771	Server
Intel Xeon E5240 @ 3.00GHz										
Intel Xeon E5310 @ 1.60GHz	\$50.00*	2264	45.30	638	12.78	80	28	Mar 2009	LGA771	Server
Intel Xeon E5320 @ 1.86GHz	\$157.95*	2288	14.49	718	4.55	80	28	Mar 2009	LGA771	Server
Intel Xeon E5335 @ 2.00GHz	\$112.50*	2513	22.34	784	6.97	80	31	Apr 2009	LGA771	Server
Intel Xeon E5345 @ 2.33GHz	\$392.90*	2958	7.53	916	2.33	80	36	Nov 2008	LGA771	Server
Intel Xeon E5405 @ 2.00GHz	\$279.95*	2897	10.35	865	3.09	80	36	Feb 2009	LGA771	Server
Intel Xeon E5410 @ 2.33GHz	\$207.01*	3284	15.86	1000	4.83	80	41	Mar 2009	LGA771	Server
Intel Xeon E5420 @ 2.50GHz	\$75.00*	3534	47.12	1072	14.30	80	44	Feb 2009	LGA771	Server
Intel Xeon E5430 @ 2.66GHz	\$133.75*	3797	28.39	1135	8.49	80	47	Feb 2009	LGA771	Server
Intel Xeon E5440 @ 2.83GHz	\$116.98*	4000	34.20	1208	10.33	80	50	Feb 2009	LGA771	Server
Intel Xeon E5450 @ 3.00GHz	\$65.00*	4244	65.30	1269	19.53	80	53	Apr 2009	LGA771	Server
Intel Xeon E5462 @ 2.80GHz	\$111.05*	3940	35.49	1185	10.68	80	49	Feb 2009	LGA771	Server
Intel Xeon E5472 @ 3.00GHz	\$237.60*	4245	17.87	1256	5.29	80	53	Mar 2009	LGA771	Server
Intel Xeon E5502 @ 1.87GHz	\$95.00*	1381	14.54	778	8.20	80	17	Jun 2009	LGA1366	Server
Intel Xeon E5503 @ 2.00GHz	\$287.01*	1383	4.82	808	2.82	80	17	Jun 2010	LGA1366	Server
Intel Xeon E5504 @ 2.00GHz	\$34.98*	2732	78.11	821	23.47	80	34	Apr 2009	LGA1366	Server
Intel Xeon E5506 @ 2.13GHz	\$49.92*	2996	60.03	891	17.86	80	37	Apr 2009	LGA1366	Server
Intel Xeon E5507 @ 2.27GHz	\$456.91*	3147	6.89	953	2.09	80	39	Jun 2010	LGA1366	Server
Intel Xeon E5520 @ 2.27GHz	\$46.82	4453	95.11	1023	21.87	80	55	Mar 2009	LGA1366	Server
Intel Xeon E5530 @ 2.40GHz	\$249.60	4605	18.45	1086	4.35	80	57	Apr 2009	LGA1366	Server
Intel Xeon E5540 @ 2.53GHz	\$29.60*	4857	164.10	1140	38.54	80	60	Jul 2009	LGA1366	Server
Intel Xeon E5603 @ 1.60GHz	\$129.04*	2362	18.31	671	5.20	80	29	Jun 2011	LGA1366	Server



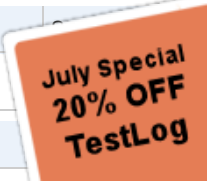
Price ¹	CPU Mark ²	CPU Value ²	Single Thread Mark ³	Single Thread Value ³	TDP (W)	Power Perf. ⁴	Test Date ⁵	Socket ⁶	Category
Intel Xeon E5606 @ 2.13GHz									
Intel Xeon E5607 @ 2.27GHz	\$135.00*	3459	25.62	938	80	43	Apr 2011	LGA1366	Server
Intel Xeon E5620 @ 2.40GHz	\$41.68	4873	116.93	1059	80	60	Jun 2010	LGA1366	Server
Intel Xeon E5630 @ 2.53GHz	\$152.90*	5161	33.75	1113	80	64	May 2010	LGA1366	Server
Intel Xeon E5640 @ 2.67GHz	\$159.95*	5311	33.21	1133	80	66	May 2010	LGA1366	Server
Intel Xeon E5645 @ 2.40GHz	\$103.13	6545	63.47	1083	80	81	Apr 2011	LGA1366	Server
Intel Xeon E5649 @ 2.53GHz	\$139.99*	7051	50.37	1162	80	88	Aug 2011	LGA1366	Server
Intel Xeon E7320 @ 2.13GHz	NA	2413	NA	750	80	30	Mar 2016	604	Server
Intel Xeon L3110 @ 3.00GHz	NA	2273	NA	1266	45	50	Jan 2009	LGA775	Server
Intel Xeon L3360 @ 2.83GHz	\$89.23*	3820	42.81	1220	65	58	May 2012	LGA775	Server
Intel Xeon L3426 @ 1.87GHz	\$447.01*	3837	8.59	1078	45	85	Mar 2010	LGA1156	Server
Intel Xeon L5238 @ 2.66GHz	NA	1823	NA	NA	35	52	Jun 2009	LGA771	Server
Intel Xeon L5240 @ 3.00GHz	\$109.99*	2271	20.65	1286	40	56	Jun 2009	LGA771	Server
Intel Xeon L5310 @ 1.60GHz	\$112.50*	2274	20.22	640	50	45	May 2016	LGA771	Server
Intel Xeon L5320 @ 1.86GHz	\$69.99*	2135	30.52	580	50	42	Oct 2011	LGA771	Server
Intel Xeon L5335 @ 2.00GHz	\$106.70*	2756	25.83	799	50	55	Jan 2007	LGA771	Server
Intel Xeon L5408 @ 2.13GHz	NA	2987	NA	931	40	74	May 2014	LGA771	Server
Intel Xeon L5410 @ 2.33GHz	\$194.95*	3349	17.18	1021	50	66	Mar 2009	LGA771	Server
Intel Xeon L5420 @ 2.50GHz	\$107.01*	3506	32.77	1042	50	70	Feb 2009	LGA771	Server
Intel Xeon L5430 @ 2.66GHz	\$157.95*	3819	24.18	1146	50	76	Feb 2014	LGA771	Server
Intel Xeon L5506 @ 2.13GHz	\$125.00*	3715	29.73	NA	60	61	Feb 2011	LGA1366	Server
Intel Xeon L5520 @ 2.27GHz	\$100.00*	4387	43.87	1034	60	73	Mar 2010	LGA1366	Server



CPU Name	NA Price ¹	CPU Mark	CPU NA Value ²	Single Thread Mark	Single Thread NA Value ³	TDP (W)	Power Perf. ⁴	Test Date ⁵	Socket	Server Category
Intel Xeon L5530 @ 2.40GHz	NA	4331	NA	901	NA	60	72	Oct 2011	LGA1366	Server
Intel Xeon L5630 @ 2.13GHz	\$1,099.96*	4420	4.02	942	0.86	40	110	Jan 2010	LGA1366	Server
Intel Xeon L5638 @ 2.00GHz	\$89.90*	5556	61.80	941	10.48	60	92	Apr 2011	LGA1366	Server
Intel Xeon L5639 @ 2.13GHz	NA	7021	NA	1124	NA	60	117	Jul 2013	LGA1366	Server
Intel Xeon L5640 @ 2.27GHz	\$55.00*	6451	117.31	1099	20.00	60	107	Sep 2010	LGA1366	Server
Intel Xeon L7455 @ 2.13GHz	NA	3836	NA	924	NA	65	59	Nov 2014	PGA604	Server
Intel Xeon MV 3.20GHz	NA	683	NA	447	NA	90	7	May 2015	mPGA604	Server
Intel Xeon W3503 @ 2.40GHz	\$64.99*	1769	27.22	997	15.35	130	13	May 2009	LGA1366	Server
Intel Xeon W3505 @ 2.53GHz	NA	1858	NA	1046	NA	130	14	Apr 2009	LGA1366	Server
Intel Xeon W3520 @ 2.67GHz	\$403.90*	5061	12.53	1195	2.96	130	38	Mar 2009	LGA1366	Server
Intel Xeon W3530 @ 2.80GHz	\$998.99*	5367	5.37	1261	1.26	130	41	May 2010	LGA1366	Server
Intel Xeon W3540 @ 2.93GHz	\$698.95*	5479	7.84	1300	1.86	130	42	Jun 2009	LGA1366	Server
Intel Xeon W3550 @ 3.07GHz	\$235.00*	5730	24.38	1357	5.78	130	44	Sep 2009	LGA1366	Server
Intel Xeon W3565 @ 3.20GHz	\$69.95*	5957	85.17	1418	20.28	130	45	Dec 2009	LGA1366	Server
Intel Xeon W3570 @ 3.20GHz	\$479.95*	6165	12.85	1471	3.07	130	47	Jul 2009	LGA1366	Server
Intel Xeon W3580 @ 3.33GHz	\$214.50*	6412	29.90	1509	7.04	130	49	Nov 2009	LGA1366	Server
Intel Xeon W3670 @ 3.20GHz	\$295.00*	8289	28.10	1398	4.74	130	63	Apr 2011	LGA1366	Server
Intel Xeon W3680 @ 3.33GHz	\$1,108.95*	9211	8.31	1521	1.37	130	70	Apr 2010	LGA1366	Server
Intel Xeon W3690 @ 3.47GHz	\$1,885.51*	9406	4.99	1560	0.83	130	72	Mar 2011	LGA1366	Server
Intel Xeon W5580 @ 3.20GHz	\$101.95*	5836	57.25	1409	13.83	130	44	Mar 2009	LGA1366	Server
Intel Xeon W5590 @ 3.33GHz	\$269.99*	6183	22.90	1440	5.34	130	47	Sep 2009	LGA1366	Server
Intel Xeon X3210 @ 2.13GHz	\$150.00*	2767	18.45	846	5.65	105	26	Dec 2008	LGA775	Server

July Special
20% OFF
TestLog

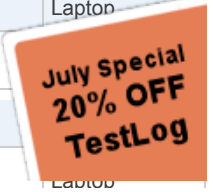
CPU Name	Price ¹	CRU Mark	CPU Value ²	Single Thread Mark	Single Thread Value ³	TDP (W)	Power Perf. ⁴	Test Date ⁵	Socket	Category
Intel Xeon X3220 @ 2.40GHz	\$57.99*	3443	9.57	1039	2.89	95	36	Jun 2009	LGA775	Server
Intel Xeon X3230 @ 2.66GHz	\$359.95	3443	9.57	1039	2.89	95	36	Jun 2009	LGA775	Server
Intel Xeon X3320 @ 2.50GHz	\$229.50*	3335	14.53	1075	4.68	95	35	Oct 2009	LGA775	Server
Intel Xeon X3323 @ 2.50GHz	\$70.99*	3159	44.51	1060	14.94	80	39	Jun 2014	LGA775	Server
Intel Xeon X3330 @ 2.66GHz	\$210.00*	3545	16.89	1139	5.43	95	37	Apr 2010	LGA775	Server
Intel Xeon X3350 @ 2.66GHz	\$59.99*	3898	64.99	1159	19.33	95	41	Dec 2008	LGA775	Server
Intel Xeon X3353 @ 2.66GHz	\$66.61*	3925	58.94	1121	16.84	80	49	Apr 2014	LGA775	Server
Intel Xeon X3360 @ 2.83GHz	\$56.67*	4024	71.02	1201	21.20	95	42	Apr 2009	LGA775	Server
Intel Xeon X3363 @ 2.83GHz	\$74.10*	4042	54.56	1213	16.38	80	50	Oct 2013	LGA771	Server
Intel Xeon X3370 @ 3.00GHz	\$367.02	4348	11.85	1284	3.50	95	45	May 2009	LGA775	Server
Intel Xeon X3380 @ 3.16GHz	NA	4697	NA	1351	NA	95	49	Jan 2009	LGA775	Server
Intel Xeon X3430 @ 2.40GHz	\$89.95*	3371	37.48	973	10.82	95	35	Nov 2009	LGA1156	Server
Intel Xeon X3440 @ 2.53GHz	\$155.01	4559	29.41	1036	6.69	95	47	Oct 2009	LGA1156	Server
Intel Xeon X3450 @ 2.67GHz	\$255.00*	4912	19.26	1171	4.59	95	51	Nov 2009	LGA1156	Server
Intel Xeon X3460 @ 2.80GHz	\$75.50*	5143	68.13	1270	16.82	95	54	Jan 2010	LGA1156	Server
Intel Xeon X3470 @ 2.93GHz	\$377.00*	5195	13.78	1232	3.27	95	54	Jul 2010	LGA1156	Server
Intel Xeon X3480 @ 3.07GHz	NA	5732	NA	1365	NA	95	60	Mar 2012	LGA1156	Server
Intel Xeon X5260 @ 3.33GHz	\$139.24*	2452	17.61	1418	10.19	80	30	Mar 2009	LGA771	Server
Intel Xeon X5270 @ 3.50GHz	NA	2524	NA	1375	NA	80	31	Sep 2014	LGA771	Server
Intel Xeon X5272 @ 3.40GHz	\$140.00*	2394	17.10	1334	9.53	80	29	Mar 2009	LGA771	Server
Intel Xeon X5355 @ 2.66GHz	\$59.00*	3266	55.36	1044	17.71	120	27	Mar 2009	LGA771	Server
Intel Xeon X5365 @ 3.00GHz	\$133.85	3491	26.08	1168	8.73	150	23	Mar 2009	LGA771	Server



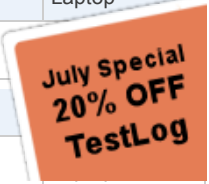
CPU Name	Price ¹	CPU Mark	CPU Value ²	Single Thread Mark	Single Thread Value ³	TDP (W)	Power Perf. ⁴	Test Date ⁵	Socket	Category
Intel Xeon X5450 @ 3.00GHz	\$119.50*	4167	34.88	1263	10.57	120	34	Feb 2009	LGA771	Server
Intel Xeon X5460 @ 3.16GHz	\$92.54	4374	47.27	1335	14.43	120	36	Feb 2009	LGA771	Server
Intel Xeon X5470 @ 3.33GHz	\$99.95*	4675	46.78	1392	13.93	120	38	Mar 2009	LGA771	Server
Intel Xeon X5472 @ 3.00GHz	\$225.00*	4057	18.04	1216	5.41	120	33	Mar 2009	LGA771	Server
Intel Xeon X5482 @ 3.20GHz	\$109.95*	4586	41.71	1367	12.44	150	30	Mar 2009	LGA771	Server
Intel Xeon X5492 @ 3.40GHz	\$1,391.29*	4851	3.49	1444	1.04	150	32	Jan 2008	LGA771	Server
Intel Xeon X5550 @ 2.67GHz	\$25.01*	5416	216.57	1251	50.05	95	57	Apr 2009	LGA1366	Server
Intel Xeon X5560 @ 2.80GHz	\$35.00	5426	155.06	1280	36.59	95	57	Apr 2009	LGA1366	Server
Intel Xeon X5570 @ 2.93GHz	\$48.50	5679	117.10	1356	27.97	95	59	May 2009	LGA1366	Server
Intel Xeon X5647 @ 2.93GHz	\$175.00*	5980	34.17	1318	7.53	130	46	Jul 2011	LGA1366	Server
Intel Xeon X5650 @ 2.67GHz	\$53.98	7510	139.14	1234	22.86	95	79	Feb 2010	LGA1366	Server
Intel Xeon X5660 @ 2.80GHz	\$120.58	7804	64.72	1279	10.61	95	82	Apr 2010	LGA1366	Server
Intel Xeon X5667 @ 3.07GHz	\$99.90*	4722	47.27	1308	13.10	95	49	Jul 2010	LGA1366	Server
Intel Xeon X5670 @ 2.93GHz	\$66.98	8013	119.64	1346	20.11	95	84	Mar 2010	LGA1366	Server
Intel Xeon X5672 @ 3.20GHz	\$115.12*	6505	56.51	1367	11.88	95	68	Sep 2011	LGA1366	Server
Intel Xeon X5675 @ 3.07GHz	\$239.00	8527	35.68	1405	5.88	95	89	Feb 2011	LGA1366	Server
Intel Xeon X5677 @ 3.47GHz	\$350.00*	6984	19.96	1518	4.34	130	53	Mar 2010	LGA1366	Server
Intel Xeon X5679 @ 3.20GHz	NA	8652	NA	1442	NA	NA	NA	Dec 2011	LGA1366	Server
Intel Xeon X5680 @ 3.33GHz	\$174.01	8748	50.28	1451	8.34	130	67	Apr 2010	LGA1366	Server
Intel Xeon X5687 @ 3.60GHz	\$121.00	7130	58.93	1574	13.01	130	54	Apr 2011	LGA1366	Server
Intel Xeon X5690 @ 3.47GHz	\$200.00	9059	45.30	1503	7.52	130	69	Mar 2011	LGA1366	Server
Intel Xeon X5698 @ 4.40GHz	NA	4272	NA	1856	NA	130	32	Jun 2013	LGA1366	Server



CPU Name	NA Price ¹	2911 CPU Mark	NA CPU Value ²	600 Single Thread Mark	NA Single Thread Value ³	130 TDP (W)	22 Power Ref. ⁴	Dec 2013 Test Date ⁵	LGA1567 Socket NA	Server Category Laptop
Mobile AMD Athlon 1400+	NA	370	NA	560	NA	NA	NA	Oct 2009	NA	Laptop
Mobile AMD Athlon 2500+	NA	370	NA	560	NA	NA	NA	Oct 2009	NA	Laptop
Intel Xeon X6550 @ 2.00GHz Mobile AMD Athlon 4	\$86.99*	314	3.62	NA	NA	NA	NA	Mar 2009	NA	Laptop
Mobile AMD Athlon 4 2400+	NA	358	NA	550	NA	NA	NA	Nov 2010	NA	Laptop
Mobile AMD Athlon 64 2700+	NA	398	NA	NA	NA	NA	NA	Mar 2010	NA	Laptop
Mobile AMD Athlon 64 2800+	NA	440	NA	NA	NA	35	12	Nov 2009	NA	Laptop
Mobile AMD Athlon 64 3000+	NA	450	NA	NA	NA	81.5	5	Mar 2009	NA	Laptop
Mobile AMD Athlon 64 3200+	NA	448	NA	573	NA	81.5	5	Mar 2009	NA	Laptop
Mobile AMD Athlon 64 3400+	NA	511	NA	664	NA	81.5	6	Feb 2009	NA	Laptop
Mobile AMD Athlon 64 3700+	NA	435	NA	497	NA	81.5	5	Mar 2009	NA	Laptop
Mobile AMD Athlon 64 4000+	NA	576	NA	711	NA	62	9	Mar 2009	NA	Laptop
Mobile AMD Athlon MP-M 1800+	NA	265	NA	402	NA	35	7	Jan 2014	NA	Laptop
Mobile AMD Athlon MP-M 2000+	NA	378	NA	NA	NA	NA	NA	Apr 2009	NA	Laptop
Mobile AMD Athlon MP-M 2400+	NA	295	NA	483	NA	NA	NA	Nov 2012	NA	Laptop
Mobile AMD Athlon MP-M 2800+	NA	496	NA	NA	NA	NA	NA	Oct 2011	NA	Laptop
Mobile AMD Athlon XP	\$11.79	572	48.53	NA	NA	NA	NA	Apr 2011	NA	Laptop
Mobile AMD Athlon XP-M	NA	512	NA	NA	NA	NA	NA	Dec 2009	NA	Laptop
Mobile AMD Athlon XP-M (LV)	NA	508	NA	NA	NA	NA	NA	Aug 2011	NA	Laptop
Mobile AMD Athlon XP-M (LV) 1500+	NA	288	NA	NA	NA	NA	NA	Feb 2010	NA	Laptop
Mobile AMD Athlon XP-M (LV) 1600+	NA	296	NA	NA	NA	NA	NA	May 2011	NA	Laptop
Mobile AMD Athlon XP-M (LV) 2000+	NA	335	NA	NA	NA	NA	NA	Apr 2009	NA	Laptop
Mobile AMD Athlon XP-M (LV) 2000+	NA	373	NA	NA	NA	NA	NA	Aug 2009	NA	Laptop



MOBILE AMD ATHLON XP-M (LV) 2200+										
CPU Name	Price ¹	CPU Mark	CPU Value ²	Single Thread Mark	Single Thread Value ³	TDP (W)	Power Perf. ⁴	Test Date	Socket	Category
Mobile AMD Athlon XP-M (LV) 2800+	NA	505	NA	NA	NA	NA	NA	Mar 2011	NA	Laptop
Mobile AMD Athlon XP-M (LV) 3200+	NA	184	NA	NA	NA	25	7	Aug 2012	NA	Laptop
Mobile AMD Athlon XP-M 1400+	NA	261	NA	NA	NA	NA	NA	Mar 2009	NA	Laptop
Mobile AMD Athlon XP-M 1600+	NA	257	NA	NA	NA	NA	NA	Jul 2009	NA	Laptop
Mobile AMD Athlon XP-M 1700+	NA	323	NA	NA	NA	NA	NA	Jan 2011	NA	Laptop
Mobile AMD Athlon XP-M 1800+	NA	312	NA	NA	NA	45	6	Mar 2009	Socket A	Laptop
Mobile AMD Athlon XP-M 1900+	NA	342	NA	NA	NA	NA	NA	Apr 2009	NA	Laptop
Mobile AMD Athlon XP-M 2000+	NA	300	NA	462	NA	NA	NA	Mar 2009	NA	Laptop
Mobile AMD Athlon XP-M 2200+	NA	364	NA	559	NA	NA	NA	Mar 2009	NA	Laptop
Mobile AMD Athlon XP-M 2400+	NA	346	NA	546	NA	NA	NA	Feb 2009	NA	Laptop
Mobile AMD Athlon XP-M 2500+	NA	351	NA	545	NA	NA	NA	Mar 2009	NA	Laptop
Mobile AMD Athlon XP-M 2600+	NA	370	NA	577	NA	NA	NA	May 2009	NA	Laptop
Mobile AMD Athlon XP-M 2800+	NA	365	NA	591	NA	NA	NA	May 2009	NA	Laptop
Mobile AMD Athlon XP-M 3000+	NA	365	NA	561	NA	NA	NA	Oct 2009	NA	Laptop
Mobile AMD Athlon XP-M 3100+	NA	440	NA	NA	NA	NA	NA	Jan 2011	NA	Laptop
Mobile AMD Athlon XP-M 3200+	NA	487	NA	NA	NA	NA	NA	Sep 2009	NA	Laptop
Mobile AMD Sempron 2100+	NA	252	NA	311	NA	8	31	Aug 2011	S1	Laptop
Mobile AMD Sempron 2600+	NA	394	NA	485	NA	NA	NA	May 2009	NA	Laptop
Mobile AMD Sempron 2800+	NA	358	NA	452	NA	NA	NA	Feb 2009	NA	Laptop
Mobile AMD Sempron 3000+	NA	389	NA	487	NA	NA	NA	Dec 2008	NA	Laptop
Mobile AMD Sempron 3100+	NA	416	NA	534	NA	NA	NA	Jan 2009	NA	Laptop



CPU Name	Price ¹	CPU 354 Mark	CPU NA Value ²	Single Thread 409 Mark	Single Thread NA Value ³	TDP NA (W)	Power NA Perf. ⁴	Test Dec 2008 Date ⁵	Socket	Category
Mobile AMD Sempron 3200+	NA	444	NA	571	NA	NA	NA	Feb 2009	NA	Laptop
Mobile AMD Sempron 3300+	NA	443	NA	494	NA	25	17	Feb 2009	Socket S1 (S1g1)	Laptop
Mobile AMD Sempron 3400+	NA	411	NA	491	NA	NA	NA	Jan 2009	NA	Laptop
Mobile AMD Sempron 3500+	NA	429	NA	520	NA	25	17	Feb 2009	S1	Laptop
Mobile AMD Sempron 3600+										
Mobile AMD Sempron 3800+	NA	517	NA	652	NA	NA	NA	Dec 2009	NA	Laptop
Mobile Intel Celeron 1.20GHz	NA	170	NA	NA	NA	24.4	6	Jul 2009	PPGA478	Laptop
Mobile Intel Celeron 1.50GHz	NA	188	NA	NA	NA	NA	NA	Apr 2009	NA	Laptop
Mobile Intel Celeron 1.60GHz	NA	188	NA	NA	NA	NA	NA	Mar 2009	NA	Laptop
Mobile Intel Celeron 1.70GHz	NA	181	NA	391	NA	NA	NA	Apr 2009	NA	Laptop
Mobile Intel Celeron 1.80GHz	NA	186	NA	431	NA	66.1	2	Jul 2009	PPGA478	Laptop
Mobile Intel Celeron 1200MHz	NA	294	NA	NA	NA	NA	NA	Mar 2009	NA	Laptop
Mobile Intel Celeron 1333MHz	NA	309	NA	NA	NA	NA	NA	Feb 2010	NA	Laptop
Mobile Intel Celeron 2.00GHz	NA	204	NA	445	NA	NA	NA	Mar 2009	NA	Laptop
Mobile Intel Celeron 2.20GHz	NA	226	NA	546	NA	NA	NA	Apr 2009	NA	Laptop
Mobile Intel Celeron 2.40GHz	NA	239	NA	553	NA	NA	NA	Feb 2009	NA	Laptop
Mobile Intel Celeron 2.50GHz	NA	281	NA	NA	NA	NA	NA	Apr 2009	NA	Laptop
Mobile Intel Pentium 4 - M 1.60GHz	NA	195	NA	NA	NA	NA	NA	Jul 2010	NA	Laptop
Mobile Intel Pentium 4 - M 1.70GHz	\$193.64	173	0.90	426	2.20	NA	NA	Mar 2009	NA	Laptop
Mobile Intel Pentium 4 - M 1.80GHz	NA	186	NA	448	NA	NA	NA	Mar 2009	NA	Laptop
Mobile Intel Pentium 4 - M 1.90GHz	NA	232	NA	NA	NA	NA	NA	Mar 2009	NA	Laptop
Mobile Intel Pentium 4 - M 2.00GHz	NA	202	NA	499	NA	NA	NA	Feb 2009	NA	Laptop

July Special
20% OFF
TestLog

CPU Name	NA Price ¹	CPU Mark	CPU Value ²	Single Thread Mark	Single Thread Value ³	TDP (W)	Power Perf. ⁴	Test Date ⁵	NA Socket	Laptop Category
Intel Pentium 4 - M 2.20GHz	NA	213	NA	487	NA	NA	NA	Feb 2009	NA	Laptop
Mobile Intel Pentium 4 - M 2.40GHz	NA	256	NA	NA	NA	NA	NA	Mar 2009	NA	Laptop
Mobile Intel Pentium 4 - M 2.50GHz	NA	256	NA	NA	NA	NA	NA	Aug 2009	NA	Laptop
Mobile Intel Pentium 4 - M 2.60GHz	NA	313	NA	NA	NA	NA	NA	Feb 2010	NA	Laptop
Mobile Intel Pentium 4 2.30GHz	\$43.56*	278	6.38	NA	NA	NA	NA	Dec 2009	NA	Laptop
Mobile Intel Pentium 4 2.40GHz	NA	264	NA	NA	NA	59.8	4	Mar 2009	PGA478	Desktop
Mobile Intel Pentium 4 2.66GHz	NA	279	NA	653	NA	66.1	4	Mar 2009	PGA478	Desktop
Mobile Intel Pentium 4 2.80GHz	NA	315	NA	610	NA	69.7	4	Feb 2009	PGA478	Desktop
Mobile Intel Pentium 4 3.06GHz	NA	337	NA	650	NA	81.8	4	Feb 2009	PGA478	Desktop
Mobile Intel Pentium 4 3.20GHz	NA	356	NA	720	NA	82	4	Feb 2009	PGA478	Desktop
Mobile Intel Pentium 4 3.33GHz	NA	439	NA	789	NA	NA	NA	Feb 2009	NA	Laptop
Mobile Intel Pentium 4 3.46GHz	NA	478	NA	NA	NA	NA	NA	Oct 2009	NA	Laptop
Mobile Intel Pentium III - M 1000MHz	NA	250	NA	NA	NA	20.5	12	Aug 2009	BGA2, microPGA2	Laptop
Mobile Intel Pentium III - M 1133MHz	NA	289	NA	NA	NA	21.8	13	Mar 2009	BGA2, microPGA2	Laptop
Mobile Intel Pentium III - M 1200MHz	NA	263	NA	362	NA	22	11	Mar 2009	BGA2, microPGA2	Laptop
Mobile Intel Pentium III - M 1333MHz	NA	289	NA	NA	NA	22	13	Apr 2009	BGA2, microPGA2	Laptop
Mobile Intel Pentium III - M 866MHz	NA	211	NA	NA	NA	19.5	10	May 2009	BGA2, microPGA2	Laptop
Mobile Intel Pentium III - M 933MHz	NA	200	NA	272	NA	20.1	9	Jul 2009	BGA2, microPGA2	Laptop
Quad-Core AMD Opteron 1385	\$54.00*	3442	63.75	953	17.66	115	29	Aug 2014	AM2+,AM3	Server
Quad-Core AMD Opteron 1389	NA	3046	NA	1014	NA	75	40	Feb 2014	AM2	
VIA C3 Ezra	NA	100	NA	NA	NA	NA	NA	Apr 2012	NA	
VIA C7 1500MHz	NA	284	NA	NA	NA	NA	NA	Mar 2011	NA	

July Special
20% OFF
TestLog

⊕ CPU Name	NA Price ¹	287 CPU Mark	CPU Value ²	NA Single Thread Mark	Single Thread Value ³	20 TDP (W)	Power Perf. ⁴	Test Date ⁵	BGA400 Socket	Desktop Category
⊕ VIA C7-D 1500MHz	NA	201	NA	207	NA	20	10	Feb 2011	BGA400	Desktop
⊕ VIA C7-D 1800MHz	NA									
⊕ VIA C7-D 2000MHz	NA	368	NA	NA	NA	NA	NA	Jul 2011	BGA400	Desktop
⊕ VIA C7-M 1000MHz	NA	164	NA	NA	NA	3.5	46	May 2011	BGA400	Laptop
⊕ VIA C7-M 1200MHz	NA	140	NA	131	NA	NA	NA	Jan 2011	NA	Unknown
⊕ VIA C7-M 1600MHz	NA	184	NA	188	NA	15	12	Jan 2011	BGA400	Laptop
⊕ VIA C7-M 6300MHz	NA	222	NA	185	NA	NA	NA	Jan 2011	NA	Unknown
⊕ VIA Eden 1200MHz	NA	142	NA	148	NA	NA	NA	May 2017	NA	Unknown
⊕ VIA Eden 800MHz	NA	155	NA	NA	NA	NA	NA	Apr 2012	NA	Unknown
⊕ VIA Eden X2 U4200 @ 1.0+ GHz	NA	480	NA	257	NA	NA	NA	Jan 2013	NA	Unknown
⊕ VIA Eden X4 C4250 @ 1.2+GHz	NA	1147	NA	448	NA	NA	NA	Jul 2015	NA	Unknown
⊕ VIA Esther 1000MHz	NA	169	NA	NA	NA	NA	NA	Feb 2011	NA	Unknown
⊕ VIA Esther 1300MHz	NA	250	NA	NA	NA	NA	NA	May 2012	NA	Unknown
⊕ VIA Esther 1500MHz	NA	219	NA	179	NA	NA	NA	Jan 2011	NA	Unknown
⊕ VIA Esther 2000MHz	NA	394	NA	NA	NA	NA	NA	Apr 2011	NA	Unknown
⊕ VIA Nano L1900@1400MHz	NA	457	NA	NA	NA	NA	NA	Jul 2011	NA	Unknown
⊕ VIA Nano L2007@1600MHz	NA	381	NA	348	NA	25	15	Jul 2012	BGA400	Laptop
⊕ VIA Nano L2100@1800MHz	NA	428	NA	279	NA	25	17	Jan 2011	BGA400	Laptop
⊕ VIA Nano L2207@1600MHz	NA	296	NA	329	NA	17	17	Jan 2014	BGA400	Laptop
⊕ VIA Nano L3025@1600MHz	NA	517	NA	NA	NA	NA	NA	Sep 2011	BGA400	Laptop
⊕ VIA Nano L3050@1800MHz	NA	581	NA	NA	NA	25	23	Sep 2011	BGA400	Laptop
⊕ VIA Nano L3600@2000MHz	NA	645	NA	NA	NA	NA	NA	Sep 2011	BGA400	Laptop

July Special
20% OFF
TestLog

⊕ CPU Name	NA	377 CPU	NA CPU	NA Single Thread	NA Single Thread	8 TDP	47 Power	Jan 2011 Test	BGA400 Socket	Laptop Category
⊕ VIA Nano U2250 (1.6GHz Capable)	Price ¹	Mark	Value ²	Mark	Value ³	(W)	Perf. ⁴	Date ⁵		
⊕ VIA Nano U2250@1300+MHz	NA	274	NA	240	NA			Jan 2011	BGA400	Laptop
⊕ VIA Nano U2500@1200MHz	NA	306	NA	282	NA	7	43	Aug 2011	BGA400	Laptop
⊕ VIA Nano U3100 (1.6GHz Capable)	NA	501	NA	NA	NA	9	55	Jan 2011	BGA400	Laptop
⊕ VIA Nano U3300@1200MHz	NA	409	NA	NA	NA	7	58	Feb 2011	BGA400	Laptop
⊕ VIA Nano U3500@1000MHz	NA	275	NA	248	NA	5	55	Sep 2011	BGA400	Laptop
⊕ VIA Nano X2 U4025 @ 1.2 GHz	NA	605	NA	328	NA	NA	NA	Jul 2013	BGA400	Laptop
⊕ VIA Nehemiah	NA	155	NA	115	NA	NA	NA	Jan 2011	NA	Unknown
⊕ VIA QuadCore C4650@2.0GHz	NA	1940	NA	526	NA	NA	NA	Oct 2015	NA	Unknown
⊕ VIA QuadCore L4700 @ 1.2+ GHz	NA	1363	NA	364	NA	27.5	49	Jun 2013	NA	Laptop
⊕ VIA QuadCore U4650 @ 1.0+ GHz	NA	1173	NA	304	NA	27.5	42	Dec 2012	NA	Desktop
⊕ VIA Samuel 2	NA	79	NA	NA	NA	NA	NA	Oct 2011	NA	Unknown

Notes:

¹ Price is obtained from our affiliates. "*" after the price denotes the last seen price for products that are no longer available.

² CPU Value is calculated by taking CPU Mark / Price.

³ Single Thread Value is calculated by taking Single Thread CPU Mark / Price.

⁴ Power Performance is calculated by taking CPU Mark / TDP.

⁵ Test Date is the date of our first benchmark submission.



PRZECZYTAJ NAJNOWSZE WPISY
O ZARZĄDZANIU DRUKOWANIEM

[Czytaj bloga >](#)

[\[Home\]](#) - [\[Common CPUs\]](#) - [\[Overclocked CPUs\]](#) - [\[Searchable CPU List\]](#) - [\[Graph Notes\]](#)
[\[High-End CPUs\]](#) - [\[High Mid-Range CPUs\]](#) - [\[Low Mid-Range CPUs\]](#) - [\[Low-End CPUs\]](#)
[\[CPU Popularity 90 days\]](#) - [\[Multi CPU Systems\]](#) - [\[Laptop CPUs\]](#) - [\[Desktop CPUs\]](#)
[\[CPU Mega Page - Detailed CPU List\]](#) - [\[Single Thread CPU Performance\]](#)
[\[CPU Mark by Socket Type\]](#) - [\[Manufacturer Market Share\]](#)

July Special
20% OFF
TestLog

Copyright © 2017 PassMark® Software
[International](#) | [Disclaimer](#) | [Refunds](#) | [Privacy](#) | [Contact Us](#)

